

Door Collection 2016



INSPIRATIONAL DOORS.
Undeniable value.



www.jbkind.com

Welcome to our 2016 Collection

At JB Kind we've been at the forefront of door design and distribution for more than three decades, so we know which door designs our customers really love and exactly what makes a high quality and affordable door.

Our 2016 Door Collection is a reminder of our years of industry knowledge. Packed with tried and tested favourites and new designs - like the wonderful Ripple door from our White Moulded range (page 71) - you won't be disappointed with the 80 plus variety-packed pages.

We've expanded our pocket doors section too (pages 8-10), which contains a step by step guide of what you need to know before you order. Door pairs are also incredibly popular, so you can find out more about our door pair rebating service on pages 12-13.

Of course, we've also got all of our staple information, from helping you choose your doors to a new selection of door furniture latch packs - we know it's often the little things that matter. And for those of you that have your own individual sense of style, then you'll find everything you need to know about our bespoke options service on page 11.



Contents

Helping You Choose Your JB Kind Doors	4-5	Simply Oak	56-57
At a Glance Guide	6	Gallery	58-59
Fire Door Information	7	Limelight	60-65
FSC® Certified	7	Calypso	66-69
Pocket Door Systems	8-10	White Moulded	70-73
Bespoke Options	11	Door Furniture	74-75
Door Pairs	12-13	Internal Accessories	76
Eco Colours	14-17	External Accessories	77
Symmetry	18-21	Glossary of Terms	77
Walnut Flush	22-25	Therm-L Exterior	78-81
Nuance	26-27	Essential Door Care	82
Royale Modern	28-31	Where to Buy Your JB Kind Doors	83
Royale Traditional	32-33		
Brisa	34-35		
Roma	36-39		
Elements	40-41		
River Oak Modern	42-43		
River Oak Cottage	44-47		
River Oak Traditional	48-51		
Montana	52-55		

Our dedication to meeting the highest standards for our customers is illustrated by our continuous achievement of the UK quality award, the ISO9001 accreditation. For information on our service standards and product promises, please refer to our Customer Charter which is available online at www.jbkind.com.



Architects, Specifiers and Designers

Our dynamic door designs offer undeniable value as well as compliance with a wide range of UK and European industry standards. From fire protection and thermal insulation to renewable resources and disabled access, you can rely on JB Kind to provide the quality standards you need. We have recognised third party accreditation from schemes such as BWF-CERTIFIRE and FSC® chain of custody.


If you have any questions or need some expert advice, don't hesitate to call us on 01283 554197.

Helping You Choose Your JB Kind Doors

Door finish


You can buy your doors pre-finished, unfinished or primed at JB Kind – but which would you prefer? If you want to stamp your own style on your doors by choosing your own paint or varnish, then an unfinished option is for you. If you want to receive your door ready to fit and with no extra work, then you'll need a fully finished version!

Whether you prefer classic veneers such as oak or walnut, contemporary painted or white primed finishes then you've come to the right place.




Door styles

Choosing the perfect door style for your home maybe a daunting decision, but with the help of JB Kind you'll find your perfect match. From classic traditional panelled designs to contemporary flush doors that incorporate stunning grooved patterns, or popular shaker panel to rustic cottage styles, you'll find them in our 2016 Door Collection.



Introduce some light

Most of our doors have glazed partners which can brighten up any home and add some much needed light to a darker room. Our ranges offer clear, etched, diamond cut and opaque glass options, so whatever your design style, there will be a glazed door that works for you.



Fold them, hide them and slide them

Our doors are incredibly versatile and by being creative with their placement – using them as wardrobe, sliding or bi-fold doors – you can make an individual design statement too. Virtually all of our ranges can be used for pocket sliding doors and many of our most popular door designs have matching bi-fold options – so take your pick from our classic, contemporary and innovative designs and find what works for your home.

Measuring up

You don't want to buy an ill-fitting door so to make sure you get the size right, follow our guide:

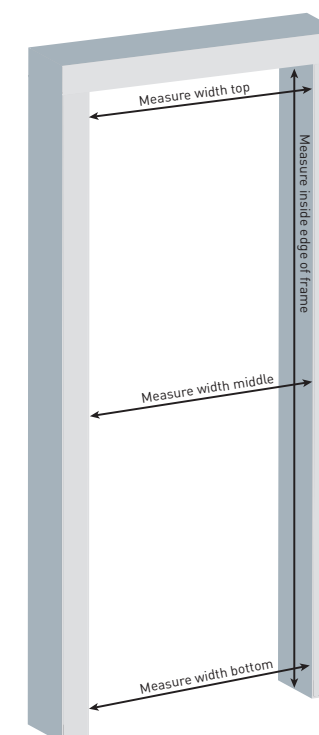
If you are buying replacement doors, do not measure the existing door. You must always base your measurements on the door frame.

Door width: Take three measurements inside the door frame - at the top, middle and bottom. The widest measurement determines the width of the door.

Door height: Measure the inside of each vertical side of the frame. The longest length determines the height required. Remember to make allowance for any floor covering.

Having gathered your measurements, compare them with the standard sizes available for your chosen door style. Select the most appropriate, remembering that you can plane the edges slightly to reduce the size. If required, please call us for details of the lipping size.

If you have a non-standard size requirement, call us, as bespoke sizes can be ordered for some of our door ranges.



Size conversion chart

Do you still work in feet and inches? If so, our useful conversion chart will help you work out the metric equivalent size for our doors.

HEIGHT & WIDTH		
Metric (mm)	Imperial (inches)	Imperial (feet & inches)
1981 x 457	78" x 18"	6'6" x 1'6"
1981 x 533	78" x 21"	6'6" x 1'9"
1981 x 610	78" x 24"	6'6" x 2'0"
1981 x 686	78" x 27"	6'6" x 2'3"
1981 x 711	78" x 28"	6'6" x 2'4"
1981 x 762	78" x 30"	6'6" x 2'6"
1981 x 838	78" x 33"	6'6" x 2'9"
1981 x 915	78" x 36"	6'6" x 3'0"
1981 x 1067	78" x 42"	6'6" x 3'6"
1981 x 1168	78" x 46"	6'6" x 3'10"
1981 x 1220	78" x 48"	6'6" x 4'0"
1981 x 1372	78" x 54"	6'6" x 4'6"
1981 x 1524	78" x 60"	6'6" x 5'0"
2032 x 813	80" x 32"	6'8" x 2'8"
2134 x 915	84" x 36"	7'0" x 3'0"
2040 x 526	80¼" x 20 ¹ / ₁₆ "	6'8¼" x 1'8 ¹ / ₁₆ "
2040 x 626	80¼" x 24 ⁵ / ₈ "	6'8¼" x 2'0 ⁵ / ₈ "
2040 x 726	80¼" x 28 ⁵ / ₈ "	6'8¼" x 2'4 ⁵ / ₈ "
2040 x 826	80¼" x 32 ¹ / ₂ "	6'8¼" x 2'8 ¹ / ₂ "
2040 x 926	80¼" x 36 ⁷ / ₁₆ "	6'8¼" x 3'0 ⁷ / ₁₆ "

At a Glance Guide



Take a look at the table below to find out which of our door ranges have the features that you desire. From finishes to fire doors, you can narrow down your choices with this super summary.

Range	Door Finish			Fire Doors (FD30)			Door Construction For non FD30 doors			Metric Sizes*	Bespoke Options	FSC®
	Pre-finished	Un-finished	Primed	Solid	Glazed	BWF-CERTIFIRE	Solid core	Semi-solid core	Standard core			
Eco Colours	✓			✓	●				✓		✓	✓
Symmetry – Oak & Walnut doors	✓			✓			✓					
Symmetry – White doors	✓		✓	✓				✓				✓
Walnut Flush	✓			✓	●	✓			✓	✓	✓	✓
Nuance	✓			✓	●	✓		✓			✓	
Royale Modern	✓	●		✓	●		✓				✓	✓
Royale Traditional	✓	✓		✓	✓	✓	✓			✓	✓	
Brisa	✓			✓	●			✓		✓		
Roma	✓			✓	✓	✓		✓			✓	
Elements	✓			✓	●	✓	✓				✓	
Elements – Agua only	✓			✓	●	✓			✓		✓	
River Oak Modern	✓	●		✓	✓		✓			✓	✓	
River Oak Cottage	✓	✓		✓			✓			✓	✓	
River Oak Traditional	●	✓		✓			✓			✓		
Montana	●	✓		✓			✓			✓		
Simply Oak	✓			✓			✓					
Gallery	✓			✓	●	✓			✓		✓	✓
Limelight			✓	✓	✓				✓	✓	✓	✓
Calypso			✓	✓			✓					✓
White Moulded			✓	✓	✓				✓	✓		✓
White Moulded – Ripple only			✓	✓				✓				✓
Therm-L Exterior		✓					✓					

✓ available from stock ● can be ordered *Metric sizes are available to order throughout our ranges

PRE-FINISHED: Doors that are ready painted or varnished.

UNFINISHED: Doors that are prepared ready for a top coat finish eg. varnish or paint.

PRIMED: Doors that have been prepared with an undercoat ready for a top coat finish.

SOLID CORE: A heavy and solid centre to a door, it is normally made from wood-based timber components.

SEMI-SOLID CORE: The centre of the door is part solid and part cellular components.

STANDARD CORE: Standard core doors have a cellular structure inside the door. This means that the door is lighter in weight than solid or semi-solid core doors and is well suited to domestic use.



Fire Door Information

Fire doors are a serious business, and that's why we invest our time, energy and money to ensure that we have one of the most comprehensive, and accredited, collections of fire doors in the UK.

Virtually every JB Kind door range offers a complementary option for use in FD30 situations, and our bespoke service means that you can have FD30 fire doors in alternative designs, special sizes and even with a variety of glazing options. As responsible suppliers of fire resistant doors, we ensure that all of our FD30 (and FD60) doors have been tested in accordance with either the British BS476 pt22 or European EN1634-1:2000 standards.

All of our fire doors have a Fire Test Assessment report which is available upon request and outlines in detail exactly what you can and can't do when fitting any particular door. All fire doors are glazed with fire-rated glass.

For more information on fire doors, including details on Glazed Fire Doors & Part M (Mobility) visibility requirements, log on to www.jbkind.com or call **01283 554197**.

Certificated Fire Doors

Many of the fire door ranges in this catalogue are certified within the BWF-CERTIFIRE scheme and the products where this applies are endorsed with the logo. BWF-CERTIFIRE certification validates these products suitable for use as fire doors and provides the means to independently authenticate the quality and performance of the doors to which this applies.



For more information on the BWF-CERTIFIRE scheme, visit www.jbkind.com



The mark of responsible forestry

FSC® Certified chain of custody door supplier

We hold our own FSC chain of custody certification for certain doors within our collection and are continually working towards increasing this range.

Chain of custody certification ensures that the systems within our business allow us to track the door from the day we buy it, through to the day we deliver it. Wherever you see the FSC® logo, doors within that range have been produced from certified materials and other controlled sources.

Pocket Door Systems



RIVER OAK, TIGRIS

Product info:

- Ready assembled for easy and accurate installation.
- The cassette structure is made from 0.5mm galvanised steel.
- The cassette sides are formed from single pieces of pressed steel which is corrugated for complete stability.
- Transverse ribs fixed to the corrugations further re-inforce the structure and allow fixing of plasterboard direct to the cassette.
- Twin spacer bars are supplied that are fixed between the cassette and jamb during installation to ensure the structure remains square.

A Pocket door system that enables doors to slide conveniently into a wall cavity and save space whilst looking incredibly stylish.

Easy to install with a rigid frame, our pocket door systems are supplied pre-assembled so that they can be fitted in half the time of other brands. Available for both single and double door situations in a selection of sizes, almost all of JB Kind's internal doors are suitable for use as a pocket door. You can also choose from a selection of pocket door accessories too!

Key features:

- Easy to install rigid frame, supplied pre-assembled
- Fitted in half the time of other brands
- Designed for stud and plasterboard
- The internal pocket cavity is protected by a cover during installation.
- Door is fitted after all installation and decoration has been completed, avoiding any potential damage to your door.
- Door choice can be changed in the future without structural alteration to the wall.
- Gives a finished wall thickness of 125mm
- Suits door thicknesses 35 – 44mm
- Maximum door weight 80Kg
- Compatible sliding door hardware available
- Available in single and double format

Timber Accessory Kits

Available in either white primed or varnished oak, Accessory Kits are required to complete pocket door installation. Includes: 2 x cover moulds with brush seals, 2 x header covers, 1 x jamb with seals

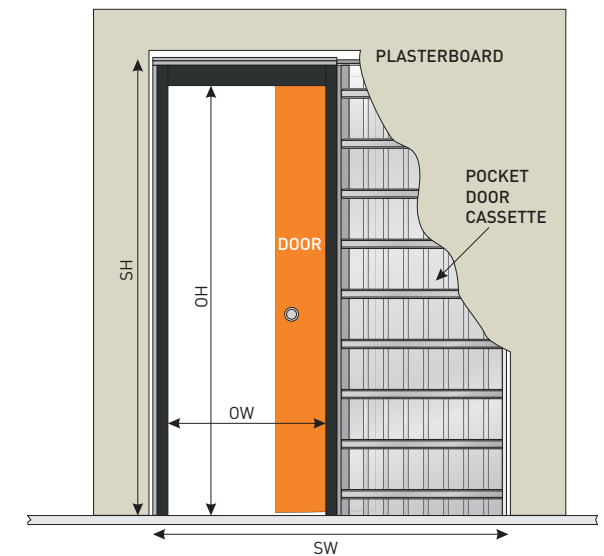
	Code
White primed – single pocket door kit	SGLWPRIAC
White primed – double pocket door kit	DBLWPRIAC
Oak varnished – single pocket door kit	SGLVOAC
Oak varnished – double pocket door kit	DBLVOAC



Additional Accessories

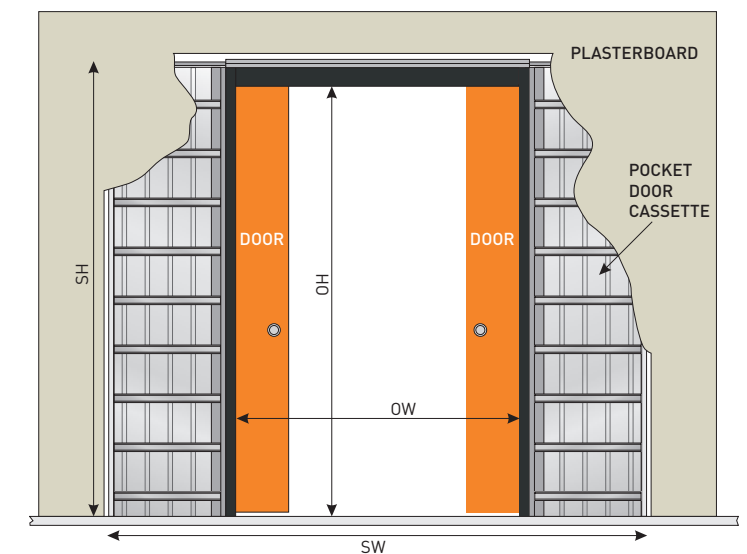
	Code
Soft close damper unit	SCDAMPER
Automatic door closer	ACLOSER
Flush Door Pull Pack (satin stainless steel, includes 2 circular flush pulls and a round finger pull for the door edge)	CIRCPULL
Bathroom Door Hook Lock Pack (satin stainless steel, includes turn and release, hook latch, adjustable keep and finger pull)	CIRCBATHLOCK

Pocket Door Systems continues overleaf



Single Pocket Door – Size Guide

mm	Door Size		Clear Opening Size (walkthrough area)		Structural Opening Size of the Unit		Finished Wall Thickness
	Width	Height	Width (OW)	Height (OH)	Width (SW)	Height (SH)	
POCSYSSGL686	686	1981	650	1970	1425	2075	125
POCSYSSGL762	762	1981	740	1970	1625	2075	125
POCSYSSGL838	838	1981	800	1970	1725	2075	125
POCSYSSGL915	915	1981	890	1970	1925	2075	125



Double Pocket Door – Size Guide

To create a double pocket door you will need to purchase two single pocket door systems and a double leaf conversion kit. Easy to assemble without requiring any modifications, the conversion kit includes a double top rail and two spacers.

mm	Door Size (individual)		Clear Opening Size (walkthrough area)		Structural Opening Size of the Unit		Finished Wall Thickness
	Width	Height	Width (OW)	Height (OH)	Width (SW)	Height (SH)	
DBLLEAFKIT686	686	1981	1300	1970	2742	2075	125
DBLLEAFKIT762	762	1981	1500	1970	3142	2075	125
DBLLEAFKIT838	838	1981	1600	1970	3342	2075	125
DBLLEAFKIT915	915	1981	1800	1970	3742	2075	125

How to order your Pocket door system:

Your step by step guide

You've discovered the benefits, understood the key features and decided that you want to order at least one pocket door system. Follow the steps below to be sure that what you order is exactly what you want and matches your requirements.

Step one: Do you want a Single or Double Pocket Door System?

Take a moment to check your pocket door size requirements against our size guide tables. And don't forget, if you'd like to order a double pocket door, you will need to purchase two single pocket door systems and a double leaf conversion kit.

Step two: Does your chosen door design work in a pocket door system?

At JB Kind we offer more than 200 different door designs and the majority of these are suitable for use as pocket doors. However, there are a few ranges that just can't practically be converted and it's sensible to check before you order.



We've designed a 'Use with our pocket door system' badge to look out for in our brochure and on our website.

If you're in any doubt, just get in touch and we'll guide you through your options.

Step three: What type of timber accessories will you choose?

Whatever type of pocket door you choose, you'll need an accessory kit as the pocket door system cannot be installed without one. Choose from either white primed or varnished oak, available for both single and double pocket door systems. For Architrave, please see page 76.

Step four: Have you remembered to ask for your door to be grooved?

This might sound complicated and costly but it really isn't, it just needs to be done! Door grooving is when the bottom edge of the door is grooved to fit in the floor guide of a pocket system. Save your joiner or builder some time, as our in-house joinery workshop can pre-groove

your doors prior to delivery, it'll only be a small additional charge.

Step five: There are also more optional accessories for you to choose from:

Self-closing system: If you'd like your pocket doors to glide into place automatically after they have been opened, then our Automatic Door Closer optional extra is definitely for you.

Soft-closing system: Known as a Soft Close Damper Unit, this accessory applies a brake making sure that your door moves slowly and smoothly to a close.

Step six: What door furniture would you like?

Whether you want a privacy lock for a bathroom or a flush door pull, we offer a selection of quality fittings. Make life easy and source all of your pocket door related purchases all in one place.

Step seven: Finding a JB Kind door supplier

So, we've covered all the technical stuff that you need to do and now you get to order your doors and pocket systems. Finding a supplier is really easy – take a look at the Supplier Locator on our website, where you can pop in your postcode to find a local outlet. You can also order from any of our Online Partners listed on our website.

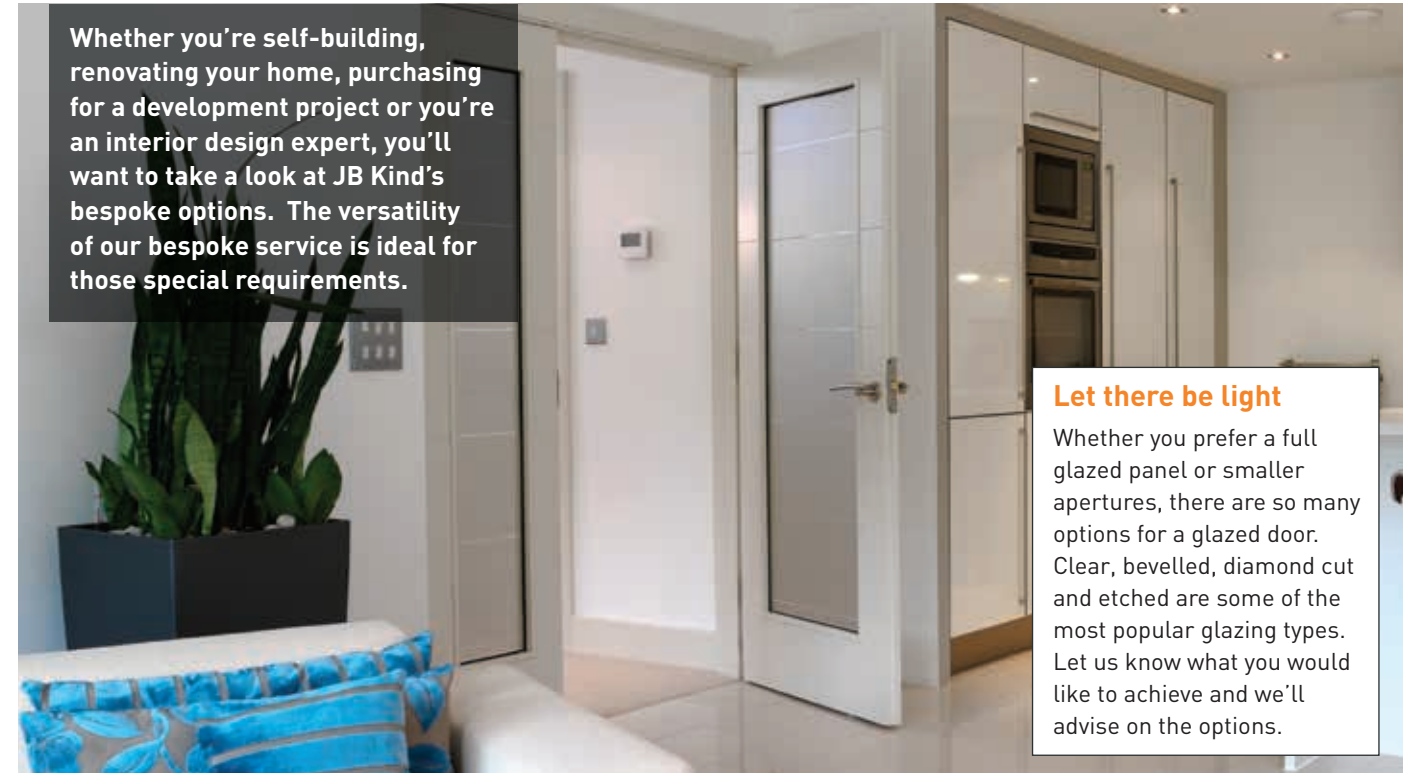
Once you've chosen a place to purchase from, then just hand over all of your requirements and your doors and pocket systems should be with you in no time!

If you do have any questions, our expert JB Kind team is on hand to help you out, just call 01283 554197 or email info@jbkind.com



ECO COLOURS, GRIGIO

Whether you're self-building, renovating your home, purchasing for a development project or you're an interior design expert, you'll want to take a look at JB Kind's bespoke options. The versatility of our bespoke service is ideal for those special requirements.



Let there be light

Whether you prefer a full glazed panel or smaller apertures, there are so many options for a glazed door. Clear, bevelled, diamond cut and etched are some of the most popular glazing types. Let us know what you would like to achieve and we'll advise on the options.

Made to Measure: Individually Tailored Doors

There are a wide range of standard door sizes available, however, sometimes you just cannot avoid an awkwardly sized door opening. Many of the doors from our collection can be produced to order as a special size and of course any door designs that are created just for you. Call us to discuss your requirements.

Fire doors

JB Kind can supply bespoke fire doors, in a wide range of solid and glazed options. Supported by the appropriate accreditations, you can be safe and stylish.

For lots more information on the bespoke options that are available, visit www.jbkind.com or talk to us, we are here to help.

Rebated Door Pairs

Please enquire if you would like a rebated door pair creating that cannot be accommodated from our stock ranges. Many of our door styles or designs which have been individually specified, can be made to order as a rebated pair.

Timber Veneers and Painted Finishes

Perhaps you love one of the designs from our Door Collection but would prefer it in a different timber veneer or painted finish, or perhaps you would like to create a style that is completely unique and different? More veneers and painted finishes can be viewed online at www.jbkind.com.



And don't forget – you can always mix different veneers together.



Door Pairs – Rebating Service



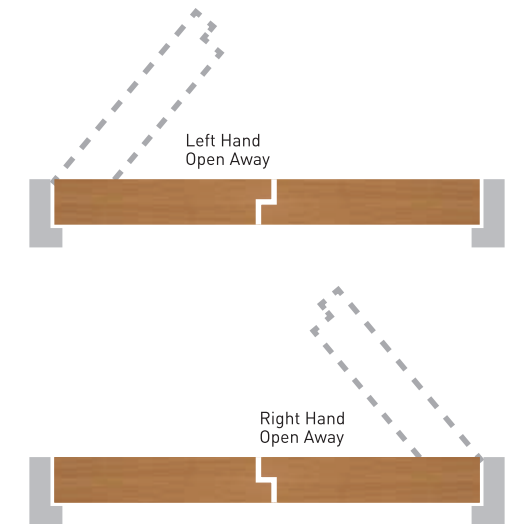
MONTANA, FUJI

In-house door pair rebating service

Door pairs, or double doors as they are often known, really do add a touch of style and class to a home. Perfect for introducing a partition between two rooms with the added benefit of creating an open plan feel when required.

If you would like to fit a first-class door pair, we would recommend considering Rebated Meeting Stiles. Rebating means removing a section along the vertical edge of each door where they meet to allow them to fit snugly together, eliminating the small gap that you would see with square meeting stiles (two doors fitted side by side).

Our in-house joinery workshop provides this service, offering a very quick turnaround for those doors which are suitable for rebating and held in stock.



Doors available from stock – suitable for rebating


Door Range	Door Designs	Sizes available
Symmetry – pages 18-21	All door designs	All sizes
River Oak Modern – pages 42-43	Isis & Medina	1981mm x 686mm x 35mm & 1981mm x 762mm x 35mm
River Oak Cottage – pages 44-47	Yoxall & Tutbury	All sizes
Montana – pages 52-55	All door designs	All sizes
Limelight – pages 60-65	All door designs	All sizes
Calypso – pages 66-69	All door designs	All sizes

Please note that a minimum 15mm lipping around the door edge is required to machine the rebate. The table above lists the door designs in stock that can accommodate a rebate. If your preferred door type is not listed, please contact us as rebated door pairs are still available for many more of our door ranges, ordered through our bespoke options service with a slightly longer lead time.

For more information on our Door Pair rebating service, visit www.jbkind.com or call our Sales team on **01283 554197** to discuss your requirements.

Pair Maker

If you don't want to go down the rebating route, there is also the option to buy a purpose made Pair Maker, see page 76.



CALYPSO, AURORA GLAZED



RIVER OAK COTTAGE, YOXALL

- Contemporary painted finishes
- Unique to JB Kind with bespoke options
- FD30 fire doors (glazed FD30 available to order)
- FSC® chain of custody certified



ECO PARELO GLAZED
shown with Drift handles, see page 75


Bespoke Options:

Alternative designs, painted finishes and special sizes can be made to order.

Call our Sales team on **01283 554197** to discuss your requirements.

Choose a contemporary painted finish and add style to your doors and your home. From satin white enhanced with black grooves to the dark allure of ash grey or warmth of soft walnut – our Eco Colours door collection is the perfect complement for a modern design theme.

Using state of the art paint technology that creates a flawless timber graining effect, you can enjoy the benefit of a natural veneer at a fraction of the cost. Plus the superior painted finish offers consistent uniformity, ideal for matching purposes.



ECO MOCHA
Soft walnut with vertical grain



ECO MOCHA
Ivory grooved




ECO MOCHA GLAZED
Clear safety glass, Ivory grooved



ECO ARGENTO
Silver grooved



ECO ARGENTO GLAZED
Clear safety glass, Silver grooved



ECO ARGENTO
Ash grey with vertical grain

Height/Width/ Thickness mm	Product Code
PRE-FINISHED	
1981 610 35	ECMOC20
1981 686 35	ECMOC23
1981 762 35	ECMOC26
1981 838 35	ECMOC29
PRE-FINISHED FIRE DOORS	
1981 686 45	ECMOCHH23
1981 762 45	ECMOCHH26
1981 838 45	ECMOCHH29

Height/Width/ Thickness mm	Product Code
PRE-FINISHED	
1981 686 35	ECMOC23G
1981 762 35	ECMOC26G
1981 838 35	ECMOC29G
PRE-FINISHED FIRE DOORS	
1981 686 45	ECMOCHH23
1981 762 45	ECMOCHH26
1981 838 45	ECMOCHH29

Height/Width/ Thickness mm	Product Code
PRE-FINISHED	
1981 610 35	ECARG20
1981 686 35	ECARG23
1981 762 35	ECARG26
1981 838 35	ECARG29
PRE-FINISHED FIRE DOORS	
1981 686 45	ECARGHH23
1981 762 45	ECARGHH26
1981 838 45	ECARGHH29

Height/Width/ Thickness mm	Product Code
PRE-FINISHED	
1981 686 35	ECARG23G
1981 762 35	ECARG26G
1981 838 35	ECARG29G
PRE-FINISHED FIRE DOORS	
1981 686 45	ECARGHH23
1981 762 45	ECARGHH26
1981 838 45	ECARGHH29




ECO LINEA/PARELO
Satin white



ECO PARELO
Black grooved



ECO PARELO GLAZED
Black grooved
Clear safety glass



ECO LINEA
Black grooved



ECO LINEA GLAZED
Black grooved
Clear safety glass

Height/Width/ Thickness mm	Product Code
PRE-FINISHED	
1981 610 35	ECPAR20
1981 686 35	ECPAR23
1981 762 35	ECPAR26
1981 838 35	ECPAR29
PRE-FINISHED FIRE DOORS	
1981 686 45	ECPARHH23
1981 762 45	ECPARHH26
1981 838 45	ECPARHH29

Height/Width/ Thickness mm	Product Code
PRE-FINISHED	
1981 686 35	ECPAR23G
1981 762 35	ECPAR26G
1981 838 35	ECPAR29G
PRE-FINISHED FIRE DOORS	
1981 686 45	ECPARHH23
1981 762 45	ECPARHH26
1981 838 45	ECPARHH29

Height/Width/ Thickness mm	Product Code
PRE-FINISHED	
1981 610 35	ECLIN20
1981 686 35	ECLIN23
1981 762 35	ECLIN26
1981 838 35	ECLIN29
PRE-FINISHED FIRE DOORS	
1981 686 45	ECLINHH23
1981 762 45	ECLINHH26
1981 838 45	ECLINHH29

Height/Width/ Thickness mm	Product Code
PRE-FINISHED	
1981 686 35	ECLIN23G
1981 762 35	ECLIN26G
1981 838 35	ECLIN29G
PRE-FINISHED FIRE DOORS	
1981 686 45	ECLINHH23
1981 762 45	ECLINHH26
1981 838 45	ECLINHH29

Eco Colours continues overleaf



ECO ARGENTO



ECO MOCHA

Bespoke Options:
Alternative design styles are available in a variety of painted finishes. Flush doors with horizontal or vertical graining, grooved effects and aluminium coloured inlays are just a few options. Special sizes, wardrobe doors and matching frames/architraves can also be made to order.
Call our Sales team on **01283 554197** to discuss your requirements.



ECO BLANCO
Satin white



ECO BLANCO
Aluminium coloured inlays




ECO BLANCO GLAZED
Aluminium coloured inlays
Clear safety glass



ECO GRIGIO



ECO GRIGIO GLAZED
Clear safety glass



ECO WENGE
Grooved




ECO WENGE GLAZED
Clear safety glass



ECO MIEL



ECO MIEL GLAZED
Clear safety glass



ECO WENGE
Horizontal grain



ECO GRIGIO
Ash grey with
horizontal grain

Height/Width/ Thickness mm	Product Code
PRE-FINISHED	
1981 610 35	ECBLA20
1981 686 35	ECBLA23
1981 762 35	ECBLA26
1981 838 35	ECBLA29
PRE-FINISHED FIRE DOORS	
1981 686 45	ECBLAHH23
1981 762 45	ECBLAHH26
1981 838 45	ECBLAHH29

Height/Width/ Thickness mm	Product Code
PRE-FINISHED	
1981 686 35	ECBLA23G
1981 762 35	ECBLA26G
1981 838 35	ECBLA29G

Height/Width/ Thickness mm	Product Code
PRE-FINISHED	
1981 610 35	ECGRI20
1981 686 35	ECGRI23
1981 762 35	ECGRI26
1981 838 35	ECGRI29
PRE-FINISHED FIRE DOORS	
1981 686 45	ECGRIHH23
1981 762 45	ECGRIHH26
1981 838 45	ECGRIHH29

Height/Width/ Thickness mm	Product Code
PRE-FINISHED	
1981 686 35	ECGRI23G
1981 762 35	ECGRI26G
1981 838 35	ECGRI29G

Height/Width/ Thickness mm	Product Code
PRE-FINISHED	
1981 610 35	ECWEN20
1981 686 35	ECWEN23
1981 762 35	ECWEN26
1981 838 35	ECWEN29
PRE-FINISHED FIRE DOORS	
1981 686 45	ECWENHH23
1981 762 45	ECWENHH26
1981 838 45	ECWENHH29

Height/Width/ Thickness mm	Product Code
PRE-FINISHED	
1981 686 35	ECWEN23G
1981 762 35	ECWEN26G
1981 838 35	ECWEN29G

Height/Width/ Thickness mm	Product Code
PRE-FINISHED	
1981 610 35	ECMIE20
1981 686 35	ECMIE23
1981 762 35	ECMIE26
1981 838 35	ECMIE29
PRE-FINISHED FIRE DOORS	
1981 686 45	ECMIEHH23
1981 762 45	ECMIEHH26
1981 838 45	ECMIEHH29

Height/Width/ Thickness mm	Product Code
PRE-FINISHED	
1981 686 35	ECMIE23G
1981 762 35	ECMIE26G
1981 838 35	ECMIE29G



ECO MIEL
Honey oak with
horizontal grain

Symmetry

USE WITH OUR
POCKET
DOOR
SYSTEM
See page 8

- Wide shaker panel designs
- Unique to JB Kind
- Bi-fold options
- FD30 fire doors
- FSC® chain of custody certified for selected door designs



AXIS WHITE
shown with Roller handles, see page 75

Do you love a modern interior with a classic touch? Then the subtle, clean style of our Symmetry range will be the perfect complement for your design theme.

Exclusive to JB Kind, Symmetry's wide shaker panel designs offer a contemporary look that will not date. The popular Axis style is available in white, oak, walnut and monochrome, so you can choose your favourite finish or contrast the colour styles. Perhaps white upstairs and oak or walnut downstairs – whatever you prefer!

Our Bi-fold doors are easy to install into existing frames, supplied ready hinged with pivots, brackets and a sliding track.



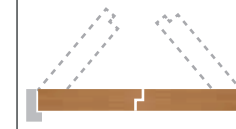
Doors marked with † are not FSC certified



AXIS OAK†

Height/Width/ Thickness mm	Product Code
PRE-FINISHED	
1981 610 35	VOAXI20
1981 686 35	VOAXI23
1981 762 35	VOAXI26
1981 838 35	VOAXI29
PRE-FINISHED FIRE DOORS	
1981 686 44	VOAXI23FD30
1981 762 44	VOAXI26FD30
1981 838 44	VOAXI29FD30

Rebated Door Pairs
can be ordered from stock with a short lead time.
See page 12



Timber veneers are a natural material and variations in the colour and graining should be expected. Colours depicted are representative only.



AXIS WHITE

Height/Width/ Thickness mm	Product Code
PRIMED	
1981 610 35	SAXI20
1981 686 35	SAXI23
1981 762 35	SAXI26
1981 838 35	SAXI29
PRIMED FIRE DOORS	
1981 686 44	SAXI23FD30
1981 762 44	SAXI26FD30
1981 838 44	SAXI29FD30



AXIS WHITE GLAZED
Clear safety glass

Height/Width/ Thickness mm	Product Code
PRIMED	
1981 686 35	SAXI23G
1981 762 35	SAXI26G
1981 838 35	SAXI29G



AXIS OAK GLAZED†
Clear safety glass

Height/Width/ Thickness mm	Product Code
PRE-FINISHED	
1981 686 35	VOAXI23G
1981 762 35	VOAXI26G
1981 838 35	VOAXI29G



AXIS WHITE BI-FOLD**

Height/Width/ Thickness mm	Product Code
1981 762 35	SAXIBF26



AXIS WHITE GLAZED BI-FOLD**
Clear safety glass

Height/Width/ Thickness mm	Product Code
PRIMED	
1981 762 35	SAXIBF26G

**Please note that the door opening sizes are listed and that the actual bi-folds supplied are slightly smaller to accommodate tracking.

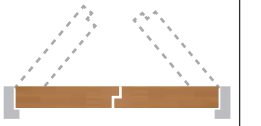
Symmetry continues overleaf



Doors marked with † are not FSC certified



Rebated Door Pairs can be ordered from stock with a short lead time. See page 12



Using symmetrical design as a basis, these clean, contemporary doors represent exceptional value for money.

Black and white is back – make a statement in your home with our pre-finished Axis monochrome door and introduce a Wow factor with its striking chequered opaque glass partner.



AXIS WALNUT†

Height/Width/ Thickness mm	Product Code
PRE-FINISHED	
1981 610 35	VWAXI20
1981 686 35	VWAXI23
1981 762 35	VWAXI26
1981 838 35	VWAXI29
PRE-FINISHED FIRE DOORS	
1981 686 44	VWAXI23FD30
1981 762 44	VWAXI26FD30
1981 838 44	VWAXI29FD30




AXIS WALNUT GLAZED†
Clear safety glass

Height/Width/ Thickness mm	Product Code
PRE-FINISHED	
1981 686 35	VWAXI23G
1981 762 35	VWAXI26G
1981 838 35	VWAXI29G



AXIS MONOCHROME
Black panel

Height/Width/ Thickness mm	Product Code
PRE-FINISHED	
1981 610 35	SAXIMON20
1981 686 35	SAXIMON23
1981 762 35	SAXIMON26
1981 838 35	SAXIMON29



AXIS MONOCHROME GLAZED
Opaque, chequered safety glass

Height/Width/ Thickness mm	Product Code
PRE-FINISHED	
1981 686 35	SAXIMON23G
1981 762 35	SAXIMON26G
1981 838 35	SAXIMON29G



GEO

Height/Width/ Thickness mm	Product Code
PRIMED	
1981 610 35	SGE020
1981 686 35	SGE023
1981 762 35	SGE026
1981 838 35	SGE029
PRIMED FIRE DOORS	
1981 686 44	SGE023FD30
1981 762 44	SGE026FD30
1981 838 44	SGE029FD30



GEO GLAZED
Clear safety glass

Height/Width/ Thickness mm	Product Code
PRIMED	
1981 686 35	SGE023G
1981 762 35	SGE026G
1981 838 35	SGE029G



ECCENTRO

Height/Width/ Thickness mm	Product Code
PRIMED	
1981 610 35	SECC20
1981 686 35	SECC23
1981 762 35	SECC26
1981 838 35	SECC29
PRIMED FIRE DOORS	
1981 686 44	SECC23FD30
1981 762 44	SECC26FD30
1981 838 44	SECC29FD30



ECCENTRO GLAZED
Clear safety glass

Height/Width/ Thickness mm	Product Code
PRIMED	
1981 686 35	SECC23G
1981 762 35	SECC26G
1981 838 35	SECC29G

Add the finishing touch with a latch pack, see page 75.



SMARTLATCH

Walnut Flush

USE WITH OUR
POCKET
DOOR
SYSTEM
See page 8

- Real walnut veneers
- Supplied fully finished
- BWF-CERTIFIRE FD30 fire doors for selected door designs
- FSC® chain of custody certified for selected door designs



Bespoke Options:

Alternative walnut door designs, special sizes and rebated door pairs can be made to order.

Call our Sales team on **01283 554197** to discuss your requirements.

FERNOR

Sleek stylish walnut doors have been making a comeback over the past few years and are now definitely here to stay.

The warmth of colour and stunning finish of our Walnut Flush doors, really does add a touch of style and class to your build project or renovation. Supported with a flexible bespoke options service, you will have the peace of mind that any special requirements can be met.



Doors marked with † do not have BWF-CERTIFIRE or FSC certification

Timber veneers are a natural material and variations in the colour and graining should be expected. Colours depicted are representative only.



MISTRAL WALNUT†
Grooved

Height/Width/ Thickness mm	Product Code
PRE-FINISHED	
1981 610 35	WMIS20
1981 686 35	WMIS23
1981 762 35	WMIS26
1981 838 35	WMIS29
2040 526 40	WMIS526
2040 626 40	WMIS626
2040 726 40	WMIS726
2040 826 40	WMIS826

Height/Width/ Thickness mm	Product Code
PRE-FINISHED FIRE DOORS	
1981 686 44	WMIS23FD30
1981 762 44	WMIS26FD30
1981 838 44	WMIS29FD30
2040 726 44	WMIS726FD30
2040 826 44	WMIS826FD30
2040 926 44	WMIS926FD30



MISTRAL WALNUT GLAZED†
Clear safety glass, Grooved

Height/Width/ Thickness mm	Product Code
PRE-FINISHED	
1981 686 35	WMIS23G
1981 762 35	WMIS26G
1981 838 35	WMIS29G
2040 626 40	WMIS626G
2040 726 40	WMIS726G
2040 826 40	WMIS826G



VINA
Oak inlay

Height/Width/ Thickness mm	Product Code
PRE-FINISHED	
1981 610 35	WVIN20
1981 686 35	WVIN23
1981 762 35	WVIN26
1981 838 35	WVIN29
PRE-FINISHED FIRE DOORS	
1981 686 44	WVIN23FD30
1981 762 44	WVIN26FD30
1981 838 44	WVIN29FD30



VALCOR
Clear safety glass, Oak inlay

Height/Width/ Thickness mm	Product Code
PRE-FINISHED	
1981 686 35	WVAL23
1981 762 35	WVAL26
1981 838 35	WVAL29

Mistral Walnut also available as:



MISTRAL OAK
see page 35



WHITE MISTRAL
see page 61

Add the finishing touch with a latch pack, see page 75.



SMARTLATCH

Walnut Flush continues overleaf



LARA




FRANQUETTE

The luxury varnish finish and premium quality veneers set our Walnut Flush doors apart from any other. Whether you prefer the contrast of vertical and horizontal veneers with oak inlays, plain flush or grooved designs – you are spoilt for choice.



MAYETTE
Oak inlay



EDRAS
Clear safety glass,
Oak inlay



LARA*
Grooved



PARISIENNE*
Clear safety glass



FERNOR*



FRANQUETTE*
Clear safety glass



Bespoke Options:

Alternative walnut door designs, special sizes and rebated door pairs can be made to order.

Call our Sales team on **01283 554197** to discuss your requirements.

Add the finishing touch with a latch pack, see page 75.



SMARTLATCH

Height/Width/ Thickness mm	Product Code
PRE-FINISHED	
1981 610 35	WMAY20
1981 686 35	WMAY23
1981 762 35	WMAY26
1981 838 35	WMAY29
PRE-FINISHED FIRE DOORS	
1981 686 44	WMAY23FD30
1981 762 44	WMAY26FD30
1981 838 44	WMAY29FD30

Height/Width/ Thickness mm	Product Code
PRE-FINISHED	
1981 686 35	WEDR23
1981 762 35	WEDR26
1981 838 35	WEDR29

Height/Width/ Thickness mm	Product Code
PRE-FINISHED	
1981 610 35	WLAR20
1981 686 35	WLAR23
1981 762 35	WLAR26
1981 838 35	WLAR29
PRE-FINISHED FIRE DOORS	
1981 610 44	WLAR20FD30
1981 686 44	WLAR23FD30
1981 762 44	WLAR26FD30
1981 838 44	WLAR29FD30

Height/Width/ Thickness mm	Product Code
PRE-FINISHED	
1981 686 35	WPAR23
1981 762 35	WPAR26
1981 838 35	WPAR29

Height/Width/ Thickness mm	Product Code
PRE-FINISHED	
1981 610 35	WFER20
1981 686 35	WFER23
1981 762 35	WFER26
1981 838 35	WFER29
PRE-FINISHED FIRE DOORS	
1981 610 44	WFER20FD30
1981 686 44	WFER23FD30
1981 762 44	WFER26FD30
1981 838 44	WFER29FD30

Height/Width/ Thickness mm	Product Code
PRE-FINISHED	
1981 686 35	WFRA23
1981 762 35	WFRA26
1981 838 35	WFRA29

* Matching door pairs cannot be guaranteed

Timber veneers are a natural material and variations in the colour and graining should be expected. Colours depicted are representative only.

- Unique painted colour finishes
- Contemporary grooved panel design
- BWF-CERTIFIRE FD30 fire doors



ARDOSIA GLAZED

Bespoke Options:

Alternative designs, painted finishes and special sizes can be made to order. Minimum quantity may apply.

Call our Sales team on **01283 554197** to discuss your requirements.

Whether you prefer a touch of grey or a natural hint of colour, the Nuance door range is perfect for a modern interior and the trend for neutral tones. Our innovative painting technique achieves a beautiful timber graining effect, enhanced with a stylish grooved pattern.

The superior finish guarantees uniformity for matching purposes, whilst delivering excellent value for money.



Colours depicted are representative only




VIRIDIS
a natural colour tone with an underlying hint of green



VIRIDIS
Light coloured grooves

Height/Width/Thickness mm	Product Code
FINISHED	
1981 610 35	NVIR20
1981 686 35	NVIR23
1981 762 35	NVIR26
1981 838 35	NVIR29
FINISHED FIRE DOORS	
1981 686 44	NVIR23FD30
1981 762 44	NVIR26FD30
1981 838 44	NVIR29FD30



ARDOSIA
Grey coloured grooves

Height/Width/Thickness mm	Product Code
FINISHED	
1981 610 35	NARD20
1981 686 35	NARD23
1981 762 35	NARD26
1981 838 35	NARD29
FINISHED FIRE DOORS	
1981 686 44	NARD23FD30
1981 762 44	NARD26FD30
1981 838 44	NARD29FD30



VIRIDIS GLAZED
Light coloured grooves, Clear safety glass

Height/Width/Thickness mm	Product Code
FINISHED	
1981 686 35	NVIR23G
1981 762 35	NVIR26G
1981 838 35	NVIR29G



ARDOSIA GLAZED
Grey coloured grooves, Clear safety glass

Height/Width/Thickness mm	Product Code
FINISHED	
1981 686 35	NARD23G
1981 762 35	NARD26G
1981 838 35	NARD29G



ARABICA
Light coloured grooves

Height/Width/Thickness mm	Product Code
FINISHED	
1981 610 35	NARA20
1981 686 35	NARA23
1981 762 35	NARA26
1981 838 35	NARA29
FINISHED FIRE DOORS	
1981 686 44	NARA23FD30
1981 762 44	NARA26FD30
1981 838 44	NARA29FD30



ARDOSIA
a delightful slate grey with timber grained effect



ARABICA
a charming warm brown with timber grained effect



ARABICA GLAZED
Light coloured grooves, Clear safety glass

Height/Width/Thickness mm	Product Code
FINISHED	
1981 686 35	NARA23G
1981 762 35	NARA26G
1981 838 35	NARA29G



Bespoke Options:

All Royale doors are available in alternative timber veneers and special sizes, as well as many other design styles. Rebated door pairs are available to order.

Call our Sales team on **01283 554197** to discuss your requirements.

VT5-1VB OAK

- Real oak veneers with a luxury varnish finish
- Solid core construction
- Fully accredited FD30 fire doors (glazed FD30 available to order)
- FSC® chain of custody certified for selected door designs

Stylish real oak veneered internal doors never fail to impress and our prestigious Royale Modern range will not disappoint.

The matching glazed partners on this page are fitted with attractive clear diamond cut glass, which really adds a touch of class to these beautiful doors. Supported by our flexible bespoke options service, you can be confident that any special requirements will be met.



VP7 OAK


Height/Width/ Thickness mm	Product Code
PRE-FINISHED	
1981 610 35	VP7610-0
1981 686 35	VP7686-0
1981 762 35	VP7762-0
1981 838 35	VP7838-0
PRE-FINISHED FIRE DOORS	
1981 686 45	VP7HH686-0
1981 762 45	VP7HH762-0
1981 838 45	VP7HH838-0

Add the finishing touch with a latch pack, see page 75.



SMARTLATCH

Timber accessories
Architraves, linings
and skirting.
See page 76.



Timber veneers are a natural material and variations in the colour and graining should be expected. Colours depicted are representative only.

* Matching door pairs cannot be guaranteed



VP7-1VCB OAK

Clear diamond cut safety glass

Height/Width/ Thickness mm	Product Code
PRE-FINISHED	
1981 686 35	VP71VCB686-0
1981 762 35	VP71VCB762-0
1981 838 35	VP71VCB838-0



VT5 OAK*

Height/Width/ Thickness mm	Product Code
PRE-FINISHED	
1981 610 35	VT5610-0
1981 686 35	VT5686-0
1981 762 35	VT5762-0
1981 838 35	VT5838-0
PRE-FINISHED FIRE DOORS	
1981 686 45	VT5HH686-0
1981 762 45	VT5HH762-0
1981 838 45	VT5HH838-0



VT5-1VB OAK*

Clear diamond cut safety glass

Height/Width/ Thickness mm	Product Code
PRE-FINISHED	
1981 686 35	VT51VB686-0
1981 762 35	VT51VB762-0
1981 838 35	VT51VB838-0

Royale Modern
continues overleaf



VP7 OAK



VP7 OAK

Whether you are purchasing for a development, self-building or refurbishing your home, the stylish Royale Modern door designs will add that perfect finishing touch to your project.

The versatility offered by all our Royale doors is a great advantage. Rebated door pairs, as well as special sizes and alternative glazed options are available to order – the possibilities are virtually endless.



R-11-2M OAK[†]



R-11-2V OAK[†]
Clear bevelled safety glass

Height/Width/ Thickness mm	Product Code
PRE-FINISHED	
1981 686 35	R112M686-0
1981 762 35	R112M762-0
1981 838 35	R112M838-0
PRE-FINISHED FIRE DOORS	
1981 762 45	R112MHH762-0
1981 838 45	R112MHH838-0



R-03 OAK[†]



R-03-3V OAK[†]
Clear bevelled safety glass

Height/Width/ Thickness mm	Product Code
PRE-FINISHED	
1981 610 35	R03610-0
1981 686 35	R03686-0
1981 762 35	R03762-0
1981 838 35	R03838-0
PRE-FINISHED FIRE DOORS	
1981 762 45	R03HH762-0
1981 838 45	R03HH838-0



Bespoke Options:

All Royale doors are available in alternative timber veneers and special sizes, as well as many other design styles

Call our Sales team on **01283 554197** to discuss your requirements.

Doors marked with [†] are not FSC certified

Add the finishing touch with a latch pack, see page 75.



SMARTLATCH

Timber veneers are a natural material and variations in the colour and graining should be expected. Colours depicted are representative only.

Royale Traditional

- Real oak veneers
- Pre-finished & unfinished options
- Solid core construction
- BWF-CERTIFIRE FD30 fire doors for solid and glazed models



Bespoke Options:

All Royale doors are available in alternative timber veneers and special sizes, as well as many other design styles. Rebated door pairs are available to order.

Call our Sales team on **01283 554197** to discuss your requirements.

E14M OAK

Classic style premium quality oak panelled doors that are a touch above the rest. Offering the same benefits as our Royale Modern range, you will find the versatile bespoke options and premium construction, awards this collection its top status. Suitable for use in almost every type of property from period refurbishments to new builds, you are sure to be impressed.

Some of the designs are available from stock both finished and unfinished. Those marked with an * are available fully finished to order. Rebated door pairs can also be ordered through our bespoke options service.



12M OAK

Height/Width/Thickness mm	Product Code
PRE-FINISHED	
1981 610 35	12M610-0
1981 686 35	12M686-0
1981 762 35	12M762-0
1981 838 35	12M838-0
2030 625 40	12M625-0
2030 725 40	12M725-0
2030 825 40	12M825-0
PRE-FINISHED FIRE DOORS	
1981 610 45	12MHH610-0
1981 686 45	12MHH686-0
1981 762 45	12MHH762-0
1981 838 45	12MHH838-0
2030 725 45	12MHH725-0
2030 825 45	12MHH825-0

Height/Width/Thickness mm	Product Code
UNFINISHED	
1981 610 35	U012MN20
1981 686 35	U012MN23
1981 762 35	U012MN26
1981 838 35	U012MN29
UNFINISHED FIRE DOORS	
1981 610 45	U012MN20FD30
1981 686 45	U012MN23FD30
1981 762 45	U012MN26FD30
1981 838 45	U012MN29FD30



12-6VM OAK

Clear bevelled safety glass
Clear fire glass

Height/Width/Thickness mm	Product Code
PRE-FINISHED	
1981 610 35	126VM610G-0
1981 686 35	126VM686G-0
1981 762 35	126VM762G-0
1981 838 35	126VM838G-0
2030 625 40	126VM625G-0
2030 725 40	126VM725G-0
2030 825 40	126VM825G-0
PRE-FINISHED FIRE DOORS	
1981 686 45	126VMHH686G-0
1981 762 45	126VMHH762G-0
1981 838 45	126VMHH838G-0
UNFINISHED	
1981 610 35	U0126VMN20
1981 686 35	U0126VMN23
1981 762 35	U0126VMN26
1981 838 35	U0126VMN29
UNFINISHED FIRE DOORS	
1981 686 45	U0126VMN23FD30
1981 762 45	U0126VMN26FD30
1981 838 45	U0126VMN29FD30



E16MN OAK*

Height/Width/Thickness mm	Product Code
UNFINISHED	
1981 610 35	UOE16MN20
1981 686 35	UOE16MN23
1981 762 35	UOE16MN26
1981 838 35	UOE16MN29
UNFINISHED FIRE DOORS	
1981 686 45	UOE16MN23FD30
1981 762 45	UOE16MN26FD30
1981 838 45	UOE16MN29FD30



11-8VN OAK*

Clear bevelled safety glass

Height/Width/Thickness mm	Product Code
UNFINISHED	
1981 686 35	U0118V686
1981 762 35	U0118V762
1981 838 35	U0118V838



E14M OAK

Height/Width/Thickness mm	Product Code
PRE-FINISHED	
1981 610 35	E14M610-0
1981 686 35	E14M686-0
1981 762 35	E14M762-0
1981 838 35	E14M838-0
PRE-FINISHED FIRE DOORS	
1981 686 45	E14MHH686-0
1981 762 45	E14MHH762-0
1981 838 45	E14MHH838-0
UNFINISHED	
1981 610 35	UOE14MN20
1981 686 35	UOE14MN23
1981 762 35	UOE14MN26
1981 838 35	UOE14MN29
UNFINISHED FIRE DOORS	
1981 686 45	UOE14MN23FD30
1981 762 45	UOE14MN26FD30
1981 838 45	UOE14MN29FD30



E14-2VMN OAK*

Unglazed

Height/Width/Thickness mm	Product Code
UNFINISHED	
1981 686 35	UOE142VMN23
1981 762 35	UOE142VMN26
1981 838 35	UOE142VMN29

*Only available as unfinished from stock, fully finished available to order.

Timber veneers are a natural material and variations in the colour and graining should be expected. Colours depicted are representative only.

- Real oak veneers
- Contemporary flush door designs
- Supplied fully finished
- Bi-fold option
- FD30 fire doors



MISTRAL OAK

Bespoke Options:

Brisa doors are available in alternative timber veneers and special sizes, as well as many other design styles. Rebated door pairs are available to order.

Call our Sales team on **01283 554197** to discuss your requirements.

With a beautiful varnish finish, the oak veneers of our Brisa range really do exude class and style. Choose from a selection of designs that incorporate alternating horizontal and vertical veneers to create a subtle, yet eye catching look.

Perfect for modern and classic interiors, you will be impressed by the quality of this top selling range and the favourable price point.

Our Mistral Oak Bi-fold door is easy to install into an existing frame, supplied ready hinged with pivots, brackets and a sliding track.

Timber veneers are a natural material and variations in the colour and graining should be expected. Colours depicted are representative only.

Mistral also available as:



MISTRAL OAK BI-FOLD**

Height/Width/Thickness mm	Product Code
1981 762 35	OMISBF26

**Please note that the door opening size is listed and that the actual bi-fold supplied is slightly smaller to accommodate tracking.



SIROCCO
Grooved

Height/Width/Thickness mm	Product Code
1981 610 35	OSIR20
1981 686 35	OSIR23
1981 762 35	OSIR26
1981 838 35	OSIR29

PRE-FINISHED FIRE DOORS

1981 686 44	OSIR23FD30
1981 762 44	OSIR26FD30
1981 838 44	OSIR29FD30



SIROCCO GLAZED
Clear safety glass, Grooved, Flush beaded

Height/Width/Thickness mm	Product Code
1981 686 35	OSIR23G
1981 762 35	OSIR26G
1981 838 35	OSIR29G



MISTRAL OAK
Grooved

Height/Width/Thickness mm	Product Code
1981 533 35	OMIS19
1981 610 35	OMIS20
1981 686 35	OMIS23
1981 762 35	OMIS26
1981 838 35	OMIS29
2040 526 40	OMIS526
2040 626 40	OMIS626
2040 726 40	OMIS726
2040 826 40	OMIS826

WHITE MISTRAL
see page 61



MISTRAL WALNUT
see page 23

Height/Width/Thickness mm	Product Code
1981 686 44	OMIS23FD30
1981 762 44	OMIS26FD30
1981 838 44	OMIS29FD30
2040 726 44	OMIS726FD30
2040 826 44	OMIS826FD30



MISTRAL OAK GLAZED
Clear safety glass, Grooved, Flush beaded

Height/Width/Thickness mm	Product Code
1981 686 35	OMIS23G
1981 762 35	OMIS26G
1981 838 35	OMIS29G
2040 626 40	OMIS626G
2040 726 40	OMIS726G
2040 826 40	OMIS826G



OSTRIA

Height/Width/Thickness mm	Product Code
1981 610 35	OOST20
1981 686 35	OOST23
1981 762 35	OOST26
1981 838 35	OOST29

PRE-FINISHED FIRE DOORS

1981 686 44	OOST23FD30
1981 762 44	OOST26FD30
1981 838 44	OOST29FD30



OSTRIA GLAZED
Clear safety glass, Flush beaded

Height/Width/Thickness mm	Product Code
1981 686 35	OOST23G
1981 762 35	OOST26G
1981 838 35	OOST29G

- Real oak veneers with light and dark coloured inlays
- Supplied fully finished
- Bespoke options available
- BWF CERTIFIRE FD30 fire doors for selected door designs



Bespoke Options:

Roma door designs are available in alternative timber veneers, special sizes and rebated door pairs can be made to order.

Call our Sales team on **01283 554197** to discuss your requirements.

VENUS

shown with Roller handles, see page 75

Discrete style and class are what make our Roma range of oak flush door designs the ideal choice for a modern interior.

Whether you prefer dark or light coloured real wood inlays, you are spoilt for choice with the design options available. The stunning oak veneers are accentuated with a luxury varnish finish, which really adds a touch of elegance to these beautiful doors.

Timber veneers are a natural material and variations in the colour and graining should be expected. Colours depicted are representative only.

Roma continues overleaf



CEYLON
Oak grooves and Ash inlay

Height/Width/ Thickness mm	Product Code
PRE-FINISHED	
1981 610 35	ECEY20
1981 686 35	ECEY23
1981 762 35	ECEY26
1981 838 35	ECEY29
PRE-FINISHED FIRE DOORS	
1981 686 44	ECEY23FD30
1981 762 44	ECEY26FD30
1981 838 44	ECEY29FD30



JUNO
Light wood inlay,
Clear bevelled safety glass

Height/Width/ Thickness mm	Product Code
PRE-FINISHED	
1981 686 35	OJUN23
1981 762 35	OJUN26
1981 838 35	OJUN29



DIANA
Light wood inlay

Height/Width/ Thickness mm	Product Code
PRE-FINISHED	
1981 610 35	ODIA20
1981 686 35	ODIA23
1981 762 35	ODIA26
1981 838 35	ODIA29
PRE-FINISHED FIRE DOORS	
1981 762 44	ODIA26FD30
1981 838 44	ODIA29FD30



MINERVA
Light wood inlay,
Clear bevelled safety glass

Height/Width/ Thickness mm	Product Code
PRE-FINISHED	
1981 686 35	OMIN23
1981 762 35	OMIN26
1981 838 35	OMIN29



RHODESIA
Oak grooves and Ash inlay,
Clear safety glass

Height/Width/ Thickness mm	Product Code
PRE-FINISHED	
1981 686 35	ERHO23
1981 762 35	ERHO26
1981 838 35	ERHO29



VENUS
Light wood inlay

Height/Width/ Thickness mm	Product Code
PRE-FINISHED	
1981 610 35	OVEN20
1981 686 35	OVEN23
1981 762 35	OVEN26
1981 838 35	OVEN29
PRE-FINISHED FIRE DOORS	
1981 762 44	OVEN26FD30
1981 838 44	OVEN29FD30



LUCINA
Light wood inlay

Height/Width/ Thickness mm	Product Code
PRE-FINISHED	
1981 610 35	OLUC20
1981 686 35	OLUC23
1981 762 35	OLUC26
1981 838 35	OLUC29
PRE-FINISHED FIRE DOORS	
1981 762 44	OLUC26FD30
1981 838 44	OLUC29FD30



BLENHEIM



CHARTWELL


Perfect for large developments, self-builds or home refurbishments and supported by our flexible bespoke options service, you will have the peace of mind that we can help with any special requirements.

Supplied with solid timber lippings to help accommodate reduction to fit. Plus, the Blenheim offers a glazed fire door option from stock.



CHARTWELL†
Wenge Inlay

Height/Width/ Thickness mm	Product Code
PRE-FINISHED	
1981 533 35	CCHA19
1981 610 35	CCHA20
1981 686 35	CCHA23
1981 762 35	CCHA26
1981 838 35	CCHA29




WENGE INLAY

Height/Width/ Thickness mm	Product Code
PRE-FINISHED FIRE DOORS	
1981 686 44	CCHA23FD30
1981 762 44	CCHA26FD30
1981 838 44	CCHA29FD30



BLENHEIM†
Wenge Inlay, Clear Safety Glass or Clear Fire Safety on FD30

Height/Width/ Thickness mm	Product Code
PRE-FINISHED	
1981 686 35	CBLE23
1981 762 35	CBLE26
1981 838 35	CBLE29
PRE-FINISHED FIRE DOORS	
1981 762 44	CBLE26FD30G
1981 838 44	CBLE29FD30G



CLEMENTINE†
Walnut Inlay

Height/Width/ Thickness mm	Product Code
PRE-FINISHED	
1981 533 35	CCLE19
1981 610 35	CCLE20
1981 686 35	CCLE23
1981 762 35	CCLE26
1981 838 35	CCLE29



WALNUT INLAY

Height/Width/ Thickness mm	Product Code
PRE-FINISHED FIRE DOORS	
1981 686 44	CCL23FD30
1981 762 44	CCL26FD30
1981 838 44	CCL29FD30



SPENCER†
Walnut Inlay
Clear Safety Glass

Height/Width/ Thickness mm	Product Code
PRE-FINISHED	
1981 686 35	CSPE23
1981 762 35	CSPE26
1981 838 35	CSPE29

Doors marked with † do not have BWF-CERTIFIRE certification

Timber veneers are a natural material and variations in the colour and graining should be expected. Colours depicted are representative only.

Add the finishing touch with a latch pack, see page 75.



SMARTLATCH



Timber accessories Architraves, linings and skirting. See page 76.



Bespoke Options:

Elements door designs are available in alternative timber veneers, special sizes and rebated door pairs can be made to order.

Call our Sales team on **01283 554197** to discuss your requirements.

SOL

- Real oak veneers with dark coloured grooves
- Supplied fully finished
- Bespoke options available
- BWF CERTIFIRE FD30 fire doors (glazed FD30 available to order)

Stunning oak doors with a difference! Enhance your home interior and choose from one of the attractive curvaceous designs in our Elements range.

Enhanced with dark coloured grooves, the beautiful oak veneers come complete with a luxury varnish finish. The quality construction of these doors incorporates matching concealed lippings to accommodate reduction to fit.



ARCOS
Grooved

Height/Width/ Thickness mm	Product Code
PRE-FINISHED	
1981 610 35	EARC20
1981 686 35	EARC23
1981 762 35	EARC26
1981 838 35	EARC29
PRE-FINISHED FIRE DOORS	
1981 686 44	EARC23FD30
1981 762 44	EARC26FD30
1981 838 44	EARC29FD30

Timber accessories
Architraves, linings
and skirting.
See page 76.



ARCOS GLAZED
Clear safety glass, Grooved

Height/Width/ Thickness mm	Product Code
PRE-FINISHED	
1981 686 35	EARC23G
1981 762 35	EARC26G
1981 838 35	EARC29G

Timber veneers are a natural material and variations in the colour and graining should be expected. Colours depicted are representative only.



AGUA
Grooved

Height/Width/ Thickness mm	Product Code
PRE-FINISHED	
1981 610 35	EAGU20
1981 686 35	EAGU23
1981 762 35	EAGU26
1981 838 35	EAGU29
PRE-FINISHED FIRE DOORS	
1981 686 44	EAGU23FD30
1981 762 44	EAGU26FD30
1981 838 44	EAGU29FD30



AGUA GLAZED
Clear safety glass, Grooved

Height/Width/ Thickness mm	Product Code
PRE-FINISHED	
1981 686 35	EAGU23G
1981 762 35	EAGU26G
1981 838 35	EAGU29G



ARCOS GLAZED
Clear safety glass, Grooved

Height/Width/ Thickness mm	Product Code
PRE-FINISHED	
1981 686 35	EARC23G
1981 762 35	EARC26G
1981 838 35	EARC29G



SOL
Grooved

Height/Width/ Thickness mm	Product Code
PRE-FINISHED	
1981 610 35	ESOL20
1981 686 35	ESOL23
1981 762 35	ESOL26
1981 838 35	ESOL29
PRE-FINISHED FIRE DOORS	
1981 686 44	ESOL23FD30
1981 762 44	ESOL26FD30
1981 838 44	ESOL29FD30



SOL GLAZED
Clear safety glass, Grooved

Height/Width/ Thickness mm	Product Code
PRE-FINISHED	
1981 686 35	ESOL23G
1981 762 35	ESOL26G
1981 838 35	ESOL29G



TIGRIS

- Real oak veneers
- Supplied fully finished
- Solid core construction
- FD30 fire doors for solid and selected glazed models

Stylish, contemporary and affordable are just a few words that describe one of our best selling door styles, the River Oak Tigris.

Perfect for modern and classic interiors, the subtle grooved panel design is popular with discerning builder developers, self-builders and renovators alike. The beautiful varnish finish accentuates the real oak veneers to create a truly stunning look. Partnered with three delightful glazed options and a flexible bespoke options service, you will be confident in finding the ideal doors for your project.

Timber veneers are a natural material and variations in the colour and graining should be expected. Colours depicted are representative only.

Bespoke Options:
River Oak Modern door designs are available in alternative timber veneers, special sizes and rebated door pairs can be made to order.
Call our Sales team on **01283 554197** to discuss your requirements.

Rebated Door Pairs can be ordered from stock with a short lead time for Tigris and Medina 686mm & 762 mm. See page 12.



TIGRIS

Add the finishing touch with a latch pack, see page 75.



SMARTLATCH



MEDINA
Clear diamond cut safety glass



EMRAL
Clear safety glass or clear fire safety glass on FD30



BELA
Clear safety glass

Height/Width/ Thickness mm	Product Code
PRE-FINISHED	
1981 533 35	OIS119
1981 610 35	OIS120
1981 686 35	OIS123
1981 762 35	OIS126
1981 838 35	OIS129
2040 626 40	OIS1626
2040 726 40	OIS1726
2040 826 40	OIS1826

Height/Width/ Thickness mm	Product Code
PRE-FINISHED FIRE DOORS	
1981 533 44	OIS119FD30
1981 610 44	OIS120FD30
1981 686 44	OIS123FD30
1981 762 44	OIS126FD30
1981 838 44	OIS129FD30
2040 726 44	OIS1726FD30
2040 826 44	OIS1826FD30
2040 926 44	OIS1926FD30

Height/Width/ Thickness mm	Product Code
PRE-FINISHED	
1981 686 35	OMED23G
1981 762 35	OMED26G
1981 838 35	OMED29G
2040 626 40	OMED626G
2040 726 40	OMED726G
2040 826 40	OMED826G

Height/Width/ Thickness mm	Product Code
PRE-FINISHED	
1981 686 35	OEMR23
1981 762 35	OEMR26
1981 838 35	OEMR29
PRE-FINISHED FIRE DOORS	
1981 686 44	OEMR23FD30
1981 762 44	OEMR26FD30
1981 838 44	OEMR29FD30

Height/Width/ Thickness mm	Product Code
PRE-FINISHED	
1981 610 35	OBEL20
1981 686 35	OBEL23
1981 762 35	OBEL26
1981 838 35	OBEL29

River Oak Cottage

USE WITH OUR
POCKET
DOOR
SYSTEM
See page 8

- New designs for 2016
- Real oak veneers
- Fully finished and unfinished options
- Solid core construction
- Bi-fold options
- FD30 fire doors



THAMES ORIGINAL

Bespoke Options:

Our Thames Original door design is available in alternative timber veneers and special sizes can be made to order.

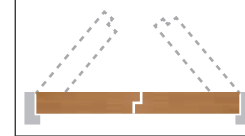
Call our Sales team on **01283 554197** to discuss your requirements.

Oak cottage style doors are perfect for a variety of projects, from barn conversions through to modern new builds. The aesthetically pleasing boarded appearance is one of the UK's most popular door styles, suiting both traditional and contemporary settings.

There are many different versions of this style of door on the market and at first glance they do look very similar. Take some time to look at the construction, as different methods are used to meet various price points. The close up images below highlight the variances between the three options we offer, so whatever your budget there will be a River Oak Cottage door for you.

Our Bi-fold doors are easy to install into existing frames, supplied ready hinged with pivots, brackets and a sliding track.

Rebated Door Pairs can be ordered from stock with a short lead time for the Yoxall and Tutbury. See page 12




Timber veneers are a natural material and variations in the colour and graining should be expected. Colours depicted are representative only.

Doors marked V
Many of our River Oak Cottage doors are also available with full varnish finish from stock.

***Also available fully finished**


River Oak Cottage continues overleaf



THAMES ORIGINAL CLOSE UP DETAIL
The grooved centre panel is full door thickness



THAMES II CLOSE UP DETAIL
The centre grooved panel is recessed and is not as thick as the outer frame



YOXALL CLOSE UP DETAIL
A higher specification, this door is individually boarded not grooved



THAMES ORIGINAL*
Grooved face

Height/Width/Thickness mm	Product Code
UNFINISHED	
1981 457 35	OTHA16
1981 533 35	OTHA19
1981 610 35	OTHA20V
1981 686 35	OTHA23V
1981 762 35	OTHA26V
1981 838 35	OTHA29V
2040 626 40	OTHA626V
2040 726 40	OTHA726V
2040 826 40	OTHA826V
2040 926 40	OTHA926
UNFINISHED FIRE DOORS	
1981 610 44	OTHA20FD30V
1981 686 44	OTHA23FD30V
1981 762 44	OTHA26FD30V
1981 838 44	OTHA29FD30V
2040 726 44	OTHA726FD30
2040 826 44	OTHA826FD30
2040 926 44	OTHA926FD30



THAMES ORIGINAL BI-FOLD**
Grooved face

Height/Width/Thickness mm	Product Code
1981 762 35	OTHABF26



THAMES II*
Recessed grooved face

Height/Width/Thickness mm	Product Code
UNFINISHED	
1981 457 35	MK20THA16
1981 533 35	MK20THA19
1981 610 35	MK20THA20V
1981 686 35	MK20THA23V
1981 762 35	MK20THA26V
1981 838 35	MK20THA29V
2040 626 40	MK20THA626
2040 726 40	MK20THA726
2040 826 40	MK20THA826
2040 926 40	MK20THA926
UNFINISHED FIRE DOORS	
1981 610 44	MK20THA20FD30V
1981 686 44	MK20THA23FD30V
1981 762 44	MK20THA26FD30V
1981 838 44	MK20THA29FD30V

**Please note that the door opening sizes are listed and that the actual bi-folds supplied are slightly smaller to accommodate tracking.



THAMES II BI-FOLD**
Recessed grooved face

Height/Width/Thickness mm	Product Code
1981 762 35	MK20THBF26



YOXALL*
Individually boarded

Height/Width/Thickness mm	Product Code
UNFINISHED	
1981 457 35	OYOX16V
1981 533 35	OYOX19V
1981 610 35	OYOX20V
1981 686 35	OYOX23V
1981 762 35	OYOX26V
1981 838 35	OYOX29V
2040 626 40	OYOX626
2040 726 40	OYOX726
2040 826 40	OYOX826
2040 926 40	OYOX926
UNFINISHED FIRE DOORS	
1981 610 44	OYOX20FD30V
1981 686 44	OYOX23FD30V
1981 762 44	OYOX26FD30V
1981 838 44	OYOX29FD30V
2040 726 44	OYOX726FD30
2040 826 44	OYOX826FD30
2040 926 44	OYOX926FD30

All images are shown finished for illustrative purposes only.



THAMES II



YOXALL

Bring some light in on the situation and complement your boarded style doors with one of our glazed options. Whether you prefer full or part glazed, there is a style to help you achieve that perfect design theme.



THAMES ETCHED GLASS
Clear glass with etched lines



THAMES 1 LIGHT*
Clear safety glass with etched lines



THAMES II 1/2 LIGHT
Clear safety glass with etched lines, Recessed grooved panel



THAMES 6 LIGHT
Clear safety glass, Full thickness grooved panel



TUTBURY*
Individually boarded Clear bevelled safety glass



NEW CHERWELL



NEW CHERWELL GLAZED
Clear safety glass



Timber accessories
Architraves, linings
and skirting.
See page 76.

Add the finishing touch with a latch pack, see page 75.



SMARTLATCH

Doors marked v

Many of our River Oak Cottage doors are also available with full varnish finish from stock.

*Also available fully finished

Height/Width/ Thickness mm	Product Code	Product Code
UNFINISHED		
1981 686 35	MK20THA1L23^v	
1981 762 35	MK20THA1L26^v	
1981 838 35	MK20THA1L29^v	
2040 626 40	OTHA1L626^v	
2040 726 40	OTHA1L726^v	
2040 826 40	OTHA1L826^v	

Height/Width/ Thickness mm	Product Code	Product Code
UNFINISHED		
1981 686 35	MK20THAVL23	
1981 762 35	MK20THAVL26	
1981 838 35	MK20THAVL29	

Height/Width/ Thickness mm	Product Code	Product Code
UNFINISHED		
1981 686 35	OTHA6L23	
1981 762 35	OTHA6L26	
1981 838 35	OTHA6L29	
2040 626 40	OTHA6L626	
2040 726 40	OTHA6L726	
2040 826 40	OTHA6L826	

Height/Width/ Thickness mm	Product Code	Product Code
UNFINISHED		
1981 686 35	OTUT23^v	
1981 762 35	OTUT26^v	
1981 838 35	OTUT29^v	

Height/Width/ Thickness mm	Product Code	Product Code
PRE-FINISHED		
1981 610 35	VOCHE20	
1981 686 35	VOCHE23	
1981 762 35	VOCHE26	
1981 838 35	VOCHE29	
PRE-FINISHED FIRE DOORS		
1981 686 44	VOCHE23FD30	
1981 762 44	VOCHE26FD30	
1981 838 44	VOCHE29FD30	

Height/Width/ Thickness mm	Product Code	Product Code
PRE-FINISHED		
1981 686 35	VOCHE23G	
1981 762 35	VOCHE26G	
1981 838 35	VOCHE29G	

All images are shown finished for illustrative purposes only.

Timber veneers are a natural material and variations in the colour and graining should be expected. Colours depicted are representative only.

River Oak Traditional

USE WITH OUR
POCKET
DOOR
SYSTEM
See page 8

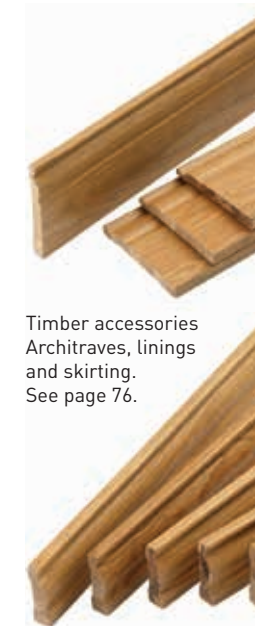


DARWEN

- Real oak veneers
- Prepared for but not including varnish finish
- Solid core construction
- FD30 fire doors

A delightful selection of classic oak veneered door designs, which are the perfect complement for any style theme. The sheer quality and consistency of this range of doors have earned it an excellent reputation.

Supplied unfinished to allow for a choice of varnish, the solid engineered cores offer extra stability that is often not found with similar alternatives.



Timber accessories
Architraves, linings
and skirting.
See page 76.

All images are shown finished for illustrative purposes only.

Timber veneers are a natural material and variations in the colour and graining should be expected. Colours depicted are representative only.

River Oak Traditional continues overleaf

Add the finishing touch with a latch pack, see page 75.



EDEN
Flat panels

Height/Width/ Thickness mm	Product Code
UNFINISHED	
1981 610 35	OEDE20
1981 686 35	OEDE23
1981 762 35	OEDE26
1981 838 35	OEDE29
2040 626 40	OEDE626
2040 726 40	OEDE726
2040 826 40	OEDE826

Height/Width/ Thickness mm	Product Code
UNFINISHED FIRE DOORS	
1981 686 44	OEDE23FD30
1981 762 44	OEDE26FD30
1981 838 44	OEDE29FD30
2040 726 44	OEDE726FD30
2040 826 44	OEDE826FD30



DARWEN
Clear safety glass

Height/Width/ Thickness mm	Product Code
UNFINISHED	
1981 686 35	ODAR23G
1981 762 35	ODAR26G
1981 838 35	ODAR29G
2040 726 40	ODAR726G
2040 826 40	ODAR826G



MERSEY
Raised shaped panels

Height/Width/ Thickness mm	Product Code
UNFINISHED	
1981 610 35	OMER20
1981 686 35	OMER23
1981 762 35	OMER26
1981 838 35	OMER29
UNFINISHED FIRE DOORS	
1981 762 44	OMER26FD30
1981 838 44	OMER29FD30



HUMBER
Clear safety glass

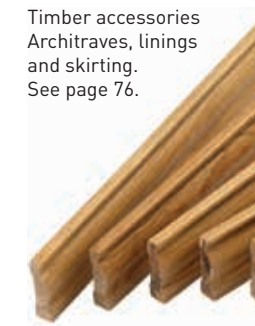
Height/Width/ Thickness mm	Product Code
UNFINISHED	
1981 762 35	OHUM26
1981 838 35	OHUM29



DERWENT

Add warmth and a touch of class to your home with panelled style oak veneered doors. Supplied natural, you can choose your preferred varnish finish to tone in with your interior design theme.

Timber accessories
Architraves, linings
and skirting.
See page 76.



All images are shown finished for illustrative purposes only.

Timber veneers are a natural material and variations in the colour and graining should be expected. Colours depicted are representative only.



TRENT
Raised shaped panels

Height/Width/ Thickness mm	Product Code
UNFINISHED	
1981 457 35	OTRE16
1981 533 35	OTRE19
1981 610 35	OTRE20
1981 686 35	OTRE23
1981 762 35	OTRE26
1981 838 35	OTRE29
2032 813 35	OTRE28

Height/Width/ Thickness mm	Product Code
UNFINISHED FIRE DOORS	
1981 686 44	OTRE23FD30
1981 762 44	OTRE26FD30
1981 838 44	OTRE29FD30

Add the finishing touch with a latch pack, see page 75.



SMARTLATCH



DOVE
Clear bevelled safety glass
Available as pairs (rebated meeting stiles, left hand open away)

Height/Width/ Thickness mm	Product Code
UNFINISHED	
1981 610 35	ODOV20
1981 686 35	ODOV23
1981 762 35	ODOV26
1981 838 35	ODOV29
DOVE PAIRS UNFINISHED	
1981 1219 35	ODOV40
1981 1372 35	ODOV46
1981 1524 35	ODOV50



DERWENT
Flat panels of quarter sawn oak

Height/Width/ Thickness mm	Product Code
UNFINISHED	
1981 610 35	ODER20
1981 686 35	ODER23
1981 762 35	ODER26
1981 838 35	ODER29
2032 813 35	ODER28
UNFINISHED FIRE DOORS	
1981 686 44	ODER23FD30
1981 762 44	ODER26FD30
1981 838 44	ODER29FD30



CHURNET
Diamond leaded safety glass

Height/Width/ Thickness mm	Product Code
UNFINISHED	
1981 686 35	OCHUDL23
1981 762 35	OCHUDL26
1981 838 35	OCHUDL29



SEVERN
Clear safety glass

Height/Width/ Thickness mm	Product Code
UNFINISHED	
1981 686 35	OSEV23G
1981 762 35	OSEV26G
1981 838 35	OSEV29G



Useful Tip:

When choosing a wood finish – rather than applying a water based product, we advise using a good quality solvent based finish.

FUJI


- Real oak veneers
- Shaker panel designs
- Prepared for but not including varnish finish
- Solid core construction
- Bi-fold options
- FD30 fire doors

A blend of modern and traditional, these beautiful oak shaker style doors are of exceptional quality and price.

Outstanding, compared to similar alternatives on the market, all of the doors in our Montana range are manufactured with a solid engineered core and lipped with 15mm solid oak to allow for on site adjustment. Supplied unvarnished to allow for a choice of finish.

Montana Bi-fold doors are easy to install into existing frames, supplied ready hinged with pivots, brackets and a sliding track.

Timber accessories
Architraves, linings
and skirting.
See page 76.



All images are shown finished for illustrative purposes only.

Rebated Door Pairs

can be ordered from stock with a short lead time. See page 12



Add the finishing touch with a latch pack, see page 75.



Timber veneers are a natural material and variations in the colour and graining should be expected. Colours depicted are representative only.

Montana continues overleaf



SNOWDON

Height/Width/Thickness mm	Product Code
1981 610 35	OSN020
1981 686 35	OSN023
1981 762 35	OSN026
1981 838 35	OSN029
2040 626 40	OSN0626
2040 726 40	OSN0726
2040 826 40	OSN0826

Height/Width/Thickness mm	Product Code
1981 686 44	OSN023FD30
1981 762 44	OSN026FD30
1981 838 44	OSN029FD30
2040 726 44	OSN0726FD30
2040 826 44	OSN0826FD30



SNOWDON BI-FOLD**

Height/Width/Thickness mm	Product Code
1981 762 35	OSNOBF26

**Please note that the door opening size is listed and that the actual bi-fold supplied is slightly smaller to accommodate tracking.



NEVIS
Clear safety glass

Height/Width/Thickness mm	Product Code
1981 686 35	ONEV23
1981 762 35	ONEV26
1981 838 35	ONEV29
2040 726 40	ONEV726
2040 826 40	ONEV826



RUSHMORE

Height/Width/Thickness mm	Product Code
1981 610 35	ORUS20
1981 686 35	ORUS23
1981 762 35	ORUS26
1981 838 35	ORUS29
UNFINISHED FIRE DOORS	
1981 686 44	ORUS23FD30
1981 762 44	ORUS26FD30
1981 838 44	ORUS29FD30



RUSHMORE



EIGER

Classic oak shaker style doors are a popular choice that never date. Our Montana doors are supplied unfinished ready for your choice of varnish – ideal if you would like to co-ordinate the wood finishes throughout your home.

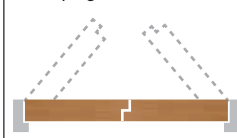
Take advantage of the matching bi-fold door options, perfect for when space is at a premium. They are easy to install into existing frames, supplied ready hinged with pivots, brackets and a sliding track.

Add the finishing touch with a latch pack, see page 75.



SMARTLATCH

Rebated Door Pairs can be ordered from stock with a short lead time. See page 12



ETNA

Height/Width/ Thickness mm	Product Code
1981 610 35	OETN20
1981 686 35	OETN23
1981 762 35	OETN26
1981 838 35	OETN29
UNFINISHED FIRE DOORS	
1981 686 44	OETN23FD30
1981 762 44	OETN26FD30
1981 838 44	OETN29FD30



ETNA BI-FOLD**

Height/Width/ Thickness mm	Product Code
1981 762 35	OETNBF26

**Please note that the door opening sizes are listed and that the actual bi-folds supplied are slightly smaller to accommodate tracking.



FUJI
Clear safety glass

Height/Width/ Thickness mm	Product Code
1981 686 35	OFUJ23
1981 762 35	OFUJ26
1981 838 35	OFUJ29



FUJI BI-FOLD**
Clear safety glass

Height/Width/ Thickness mm	Product Code
1981 762 35	OFUJBF26



EIGER

Height/Width/ Thickness mm	Product Code
1981 610 35	OIEG20
1981 686 35	OIEG23
1981 762 35	OIEG26
1981 838 35	OIEG29
UNFINISHED FIRE DOORS	
1981 686 44	OIEG23FD30
1981 762 44	OIEG26FD30
1981 838 44	OIEG29FD30



MATTERHORN
Clear safety glass

Height/Width/ Thickness mm	Product Code
1981 686 35	OMAT23
1981 762 35	OMAT26
1981 838 35	OMAT29



Timber accessories
Architraves, linings
and skirting.
See page 76.

All images are shown finished for illustrative purposes only.

Timber veneers are a natural material and variations in the colour and graining should be expected. Colours depicted are representative only.



CHARNWOOD

- Real oak veneers
- Supplied fully finished
- Solid core construction
- FD30 fire doors

Traditional raised panel oak veneered doors that are perfect for classic and period style interiors.


Benefit from the quality solid core construction and save yourself some time, as our Simply Oak doors are supplied complete with a beautiful varnish finish. Compared to similar alternatives on the market, you will certainly receive more for your money.

Timber veneers are a natural material and variations in the colour and graining should be expected. Colours depicted are representative only.



ARDEN
Clear safety glass

Height/Width/ Thickness mm	Product Code
PRE-FINISHED	
1981 762 35	VS06L1P26G
1981 838 35	VS06L1P29G



Timber accessories
Architraves, linings
and skirting.
See page 76.

Height/Width/ Thickness mm	Product Code
PRE-FINISHED	
1981 610 35	VS04P20
1981 686 35	VS04P23
1981 762 35	VS04P26
1981 838 35	VS04P29
PRE-FINISHED FIRE DOORS	
1981 686 44	VS04P23FD30
1981 762 44	VS04P26FD30
1981 838 44	VS04P29FD30



CHARNWOOD

Height/Width/ Thickness mm	Product Code
PRE-FINISHED	
1981 533 35	VS02P19
1981 610 35	VS02P20
1981 686 35	VS02P23
1981 762 35	VS02P26
1981 838 35	VS02P29
PRE-FINISHED FIRE DOORS	
1981 686 44	VS02P23FD30
1981 762 44	VS02P26FD30
1981 838 44	VS02P29FD30



SHERWOOD

Height/Width/ Thickness mm	Product Code
PRE-FINISHED	
1981 610 35	VS04P20
1981 686 35	VS04P23
1981 762 35	VS04P26
1981 838 35	VS04P29
PRE-FINISHED FIRE DOORS	
1981 686 44	VS04P23FD30
1981 762 44	VS04P26FD30
1981 838 44	VS04P29FD30




GRIZEDALE

Height/Width/ Thickness mm	Product Code
PRE-FINISHED	
1981 610 35	VS06P20
1981 686 35	VS06P23
1981 762 35	VS06P26
1981 838 35	VS06P29
PRE-FINISHED FIRE DOORS	
1981 686 44	VS06P23FD30
1981 762 44	VS06P26FD30
1981 838 44	VS06P29FD30



DEAN
Clear safety glass

Height/Width/ Thickness mm	Product Code
PRE-FINISHED	
1981 686 35	VS06L2P23G
1981 762 35	VS06L2P26G
1981 838 35	VS06L2P29G



GISBURN
Clear safety glass

Height/Width/ Thickness mm	Product Code
PRE-FINISHED	
1981 686 35	VS010L23G
1981 762 35	VS010L26G
1981 838 35	VS010L29G




- Light oak grained painted finish
- Contemporary flush grooved design
- BWF CERTIFIRE FD30 fire doors (glazed FD30 available to order)
- FSC® chain of custody certified

Contemporary oak effect flush doors enhanced with horizontal grooves.

If you are looking for an oak internal door but do not want to pay the price for real timber veneers, then our painted Gallery door range is the answer. It is hard to spot the difference, as the oak painted timber effect is so realistic. Finished with hardwearing paint varnish, the doors are constructed with painted pine lippings so that when planed during fitting, they can be restored by repainting.




LOUVRE



TATE

Timber accessories
Architraves, linings
and skirting.
See page 76.



Add the finishing touch with a
latch pack, see page 75.



SMARTLATCH

Bespoke Options:


Gallery door designs are available in alternative painted finishes and special sizes can be made to order. Minimum quantity may apply.

Call our Sales team on **01283 554197** to discuss your requirements.

Colours depicted are
representative only



LOUVRE
Clear safety glass



Height/Width/ Thickness mm	Product Code
PRE-FINISHED	
1981 610 35	GTAT20
1981 686 35	GTAT23
1981 762 35	GTAT26
1981 838 35	GTAT29

Height/Width/ Thickness mm	Product Code
PRE-FINISHED FIRE DOORS	
1981 686 44	GTAT23FD30
1981 762 44	GTAT26FD30
1981 838 44	GTAT29FD30

Height/Width/ Thickness mm	Product Code
PRE-FINISHED	
1981 686 35	GLOU23
1981 762 35	GLOU26
1981 838 35	GLOU29

Timber veneers are a natural material and variations in the colour and graining should be expected. Colours depicted are representative only.



Bespoke Options:
Special sizes and alternative groove patterns are available for some of our Limelight door designs.
Call our Sales team on **01283 554197** to discuss your requirements.

ELEKTRA


- Coated with excellent white primer, ready for top coat finish
- MDF faces with feature grooves
- Bi-fold options
- FD30 fire doors for solid and glazed models
- FSC® chain of custody certified

Live in the Limelight and choose one of the contemporary door designs from this exceptionally popular and well established range.

A stylish collection of innovative grooved designs, alongside some of the most popular styles currently offered in natural veneers. Supplied complete with a premium white primer, ready for a top coat finish.

Limelight Bi-fold doors are easy to install into existing frames, supplied ready hinged with pivots, brackets and a sliding track.

Limelight continues overleaf



MISTRAL WHITE

Height/Width/Thickness mm	Product Code
PRIMED	
1981 610 35	LMIS20
1981 686 35	LMIS23
1981 762 35	LMIS26
1981 838 35	LMIS29
2040 526 40	LMIS526
2040 626 40	LMIS626
2040 726 40	LMIS726
2040 826 40	LMIS826

Mistral also available as:



MISTRAL OAK
see page 35



MISTRAL WALNUT
see page 23

Rebated Door Pairs can be ordered from stock with a short lead time. See page 12



MISTRAL WHITE BI-FOLD**

Height/Width/Thickness mm	Product Code
1981 762 35	LMISBF26

**Please note that the door opening size is listed and that the actual bi-fold supplied is slightly smaller to accommodate tracking.



ELEKTRA

Height/Width/Thickness mm	Product Code
PRIMED	
1981 610 35	LELE20
1981 686 35	LELE23
1981 762 35	LELE26
1981 838 35	LELE29
PRIMED FIRE DOORS	
1981 686 44	LELE23FD30
1981 762 44	LELE26FD30
1981 838 44	LELE29FD30



ASTER

Height/Width/Thickness mm	Product Code
PRIMED	
1981 610 35	LAST20
1981 686 35	LAST23
1981 762 35	LAST26
1981 838 35	LAST29
PRIMED FIRE DOORS	
1981 686 44	LAST23FD30
1981 762 44	LAST26FD30
1981 838 44	LAST29FD30



MISTRAL WHITE GLAZED
Flush beaded, Clear safety glass

Height/Width/Thickness mm	Product Code
PRIMED	
1981 686 35	LMIS23G
1981 762 35	LMIS26G
1981 838 35	LMIS29G
2040 626 40	LMIS626G
2040 726 40	LMIS726G
2040 826 40	LMIS826G



CRITERION

Height/Width/Thickness mm	Product Code
PRIMED	
1981 610 35	LCRI20
1981 686 35	LCRI23
1981 762 35	LCRI26
1981 838 35	LCRI29
PRIMED FIRE DOORS	
1981 686 44	LCRI23FD30
1981 762 44	LCRI26FD30
1981 838 44	LCRI29FD30



IMPERIAL



MISTRAL WHITE GLAZED

Rebated Door Pairs
can be ordered from
stock with a short
lead time.
See page 12



Limelight continues
overleaf

Take advantage of the fantastic glazing options in our Limelight range. From unique retro and oval style apertures, to subtle etched finishes, you can really make a statement with your glass doors. Plus, glazed fire doors are available from stock for both the 'Dominion' and 'Barbican'.

Limelight Bi-fold doors are easy to install into existing frames, supplied ready hinged with pivots, brackets and a sliding track.



IMPERIAL

Height/Width/ Thickness mm	Product Code
1981 610 35	LIMP20
1981 686 35	LIMP23
1981 762 35	LIMP26
1981 838 35	LIMP29
PRIMED FIRE DOORS	
1981 686 44	LIMP23FD30
1981 762 44	LIMP26FD30
1981 838 44	LIMP29FD30



REGENT

Clear safety glass

Height/Width/ Thickness mm	Product Code
1981 686 35	LREG23
1981 762 35	LREG26
1981 838 35	LREG29



APOLLO

Height/Width/ Thickness mm	Product Code
1981 610 35	LAP020
1981 686 35	LAP023
1981 762 35	LAP026
1981 838 35	LAP029
PRIMED FIRE DOORS	
1981 686 44	LAP023FD30
1981 762 44	LAP026FD30
1981 838 44	LAP029FD30



BARBICAN

Etched safety glass or
etched fire glass on FD30

Height/Width/ Thickness mm	Product Code
1981 686 35	LBAR23
1981 762 35	LBAR26
1981 838 35	LBAR29
PRIMED FIRE DOORS	
1981 762 44	LBAR26FD30
1981 838 44	LBAR29FD30



ADELPHI

Height/Width/ Thickness mm	Product Code
1981 610 35	LADE20
1981 686 35	LADE23
1981 762 35	LADE26
1981 838 35	LADE29
PRIMED FIRE DOORS	
1981 686 44	LADE23FD30
1981 762 44	LADE26FD30
1981 838 44	LADE29FD30



ADELPHI BI-FOLD**

Height/Width/ Thickness mm	Product Code
1981 762 35	LADEBF26

**Please note that the door opening size is listed and that the actual bi-fold supplied is slightly smaller to accommodate tracking.



ARCADIAN

Clear safety glass

Height/Width/ Thickness mm	Product Code
1981 686 35	LARC23
1981 762 35	LARC26
1981 838 35	LARC29



DOMINION

Etched safety glass or
etched fire glass on FD30

Height/Width/ Thickness mm	Product Code
1981 686 35	LDOM23
1981 762 35	LDOM26
1981 838 35	LDOM29
PRIMED FIRE DOORS	
1981 762 44	LDOM26FD30
1981 838 44	LDOM29FD30

Add the finishing touch with a latch pack, see page 75.



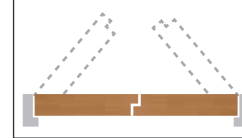
SMARTLATCH



Bespoke Options:
Special sizes and alternative groove patterns are available for some of our Limelight door designs.
Call our Sales team on **01283 554197** to discuss your requirements.

APOLLO

Rebated Door Pairs
can be ordered from stock with a short lead time.
See page 12



A vibrant combination of contemporary style and urban chic, the Limelight collection offers superb quality white primed doors.

White is most certainly on trend, as well as subtle tones of grey and taupe. Whatever your preference, the Limelight range is ideal as you have the option to paint the doors to suit your desired interior theme.



ECLIPSE

Height/Width/Thickness mm	Product Code
PRIMED	
1981 610 35	LECL20
1981 686 35	LECL23
1981 762 35	LECL26
1981 838 35	LECL29
PRIMED FIRE DOORS	
1981 686 44	LECL23FD30
1981 762 44	LECL26FD30
1981 838 44	LECL29FD30



FORTUNE

Height/Width/Thickness mm	Product Code
PRIMED	
1981 610 35	LFOR20
1981 686 35	LFOR23
1981 762 35	LFOR26
1981 838 35	LFOR29
PRIMED FIRE DOORS	
1981 686 44	LFOR23FD30
1981 762 44	LFOR26FD30
1981 838 44	LFOR29FD30



LYRIC

Height/Width/Thickness mm	Product Code
PRIMED	
1981 610 35	LLYR20
1981 686 35	LLYR23
1981 762 35	LLYR26
1981 838 35	LLYR29
PRIMED FIRE DOORS	
1981 686 44	LLYR23FD30
1981 762 44	LLYR26FD30
1981 838 44	LLYR29FD30



NOVELLO

Height/Width/Thickness mm	Product Code
PRIMED	
1981 610 35	LN0V20
1981 686 35	LN0V23
1981 762 35	LN0V26
1981 838 35	LN0V29
PRIMED FIRE DOORS	
1981 762 44	LN0V26FD30
1981 838 44	LN0V29FD30



ORIOLE
Clear safety glass

Height/Width/Thickness mm	Product Code
PRIMED	
1981 686 35	LORI23
1981 762 35	LORI26
1981 838 35	LORI29



SAVOY

Height/Width/Thickness mm	Product Code
PRIMED	
1981 610 35	LSAV20
1981 686 35	LSAV23
1981 762 35	LSAV26
1981 838 35	LSAV29
PRIMED FIRE DOORS	
1981 762 44	LSAV26FD30
1981 838 44	LSAV29FD30



PHOENIX
Clear safety glass

Height/Width/Thickness mm	Product Code
PRIMED	
1981 686 35	LPH023
1981 762 35	LPH026
1981 838 35	LPH029



Useful Tip:
For a better finish on any primed door, we recommend a light sanding to remove any nibs or marks prior to finishing.

AURORA GLAZED

- White primed, ready for top coat finish
- Shaker panel designs
- Bi-fold options
- FD30 fire doors
- FSC® chain of custody certified

An eclectic mix of stylish white primed interior doors based on a shaker style theme. Refreshingly modern yet effortlessly classic, the Calypso door collection is suitable for every type of interior.


For something a little different, why not try our iconic Aurora sunshine door – enjoy the contemporary slant that we've given this retro style made popular in the 1950's and 60's.

Calypso Bi-fold doors are easy to install into existing frames, supplied ready hinged with pivots, brackets and a sliding track.




AURORA

Height/Width/ Thickness mm	Product Code
1981 686 35	CAUR23
1981 762 35	CAUR26
1981 838 35	CAUR29



TOBAGO CHECK
Opaque chequered safety glass

Height/Width/ Thickness mm	Product Code
1981 762 35	CTOBCHE26



TOBAGO
Clear safety glass

Height/Width/ Thickness mm	Product Code
1981 686 35	CTOB23
1981 762 35	CTOB26
1981 838 35	CTOB29



AURORA GLAZED
Clear safety glass

Height/Width/ Thickness mm	Product Code
1981 762 35	CAUR26



TOBAGO BI-FOLD**
Clear safety glass

Height/Width/ Thickness mm	Product Code
1981 762 35	CTOBBF26



ANTIGUA

Height/Width/ Thickness mm	Product Code
1981 610 35	CANTI20
1981 686 35	CANTI23
1981 762 35	CANTI26
1981 838 35	CANTI29

PRIMED FIRE DOORS	
1981 686 44	CANTI23FD30
1981 762 44	CANTI26FD30
1981 838 44	CANTI29FD30



ANTIGUA BI-FOLD**

Height/Width/ Thickness mm	Product Code
1981 762 35	CANTIBF26

**Please note that the door opening sizes are listed and that the actual bi-folds supplied are slightly smaller to accommodate tracking.



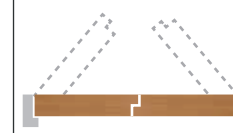
Rebated Door Pairs can be ordered from stock with a short lead time. See page 12



Calypso continues overleaf



Rebated Door Pairs
can be ordered from
stock with a short
lead time.
See page 12



Calypso doors are perfect painted white but why not try adding a touch of colour – light grey is very popular.

Save space with one of our bi-fold options, ideal for wardrobes and en-suites. Calypso Bi-fold doors are easy to install into existing frames, supplied ready hinged with pivots, brackets and a sliding track.



JAMAICA



TRINIDAD
Clear safety glass



BARBADOS



DOMINICA
Clear safety glass



MONTSERRAT



MONTSERRAT BI-FOLD**



CAYMAN
Clear safety glass



CAYMAN BI-FOLD**
Clear safety glass

Add the finishing touch with a latch pack, see page 75.



Height/Width/ Thickness mm	Product Code
PRIMED	
1981 610 35	CJAM20
1981 686 35	CJAM23
1981 762 35	CJAM26
1981 838 35	CJAM29
PRIMED FIRE DOORS	
1981 686 44	CJAM23FD30
1981 762 44	CJAM26FD30
1981 838 44	CJAM29FD30

Height/Width/ Thickness mm	Product Code
PRIMED	
1981 686 35	CTRI23
1981 762 35	CTRI26
1981 838 35	CTRI29

Height/Width/ Thickness mm	Product Code
PRIMED	
1981 610 35	CBAR20
1981 686 35	CBAR23
1981 762 35	CBAR26
1981 838 35	CBAR29
PRIMED FIRE DOORS	
1981 686 44	CBAR23FD30
1981 762 44	CBAR26FD30
1981 838 44	CBAR29FD30

Height/Width/ Thickness mm	Product Code
PRIMED	
1981 686 35	CDOMI23
1981 762 35	CDOMI26
1981 838 35	CDOMI29

Height/Width/ Thickness mm	Product Code
PRIMED	
1981 610 35	CMON20
1981 686 35	CMON23
1981 762 35	CMON26
1981 838 35	CMON29
PRIMED FIRE DOORS	
1981 686 44	CMON23FD30
1981 762 44	CMON26FD30
1981 838 44	CMON29FD30

Height/Width/ Thickness mm	Product Code
PRIMED	
1981 762 35	CMONBF26

Height/Width/ Thickness mm	Product Code
PRIMED	
1981 686 35	CCAY23
1981 762 35	CCAY26
1981 838 35	CCAY29

Height/Width/ Thickness mm	Product Code
PRIMED	
1981 762 35	CCAYBF26

**Please note that the door opening sizes are listed and that the actual bi-folds supplied are slightly smaller to accommodate tracking.

White Moulded

- New designs for 2016
- White primed, ready for top coat finish
- FD30 fire doors for solid and selected glazed models
- FSC® chain of custody certified



RIPPLE
shown with light grey painted finish

A stylish collection of modern and traditional moulded panel doors, supplied white primed ready for a choice of paint finish. You will be impressed by the quality of these affordable doors.

Exclusive to JB Kind and new for 2016, our Ripple door offers a stunning textured effect that really creates the Wow factor. Perfect for painting a contemporary colour, you will love the price of these modern doors.

White Moulded doors are especially vulnerable to constant high humidity and care must be taken not to fit in new properties before plasterwork etc. has been allowed to dry out sufficiently.

Useful Tip:

When finishing a primed glazed door, ensure that the paint and peel protective film is kept in place, until the door is completely dry.



NEW RIPPLE
Textured effect

Height/Width/ Thickness mm	Product Code
PRIMED	
1981 610 35	RIP20
1981 686 35	RIP23
1981 762 35	RIP26
1981 838 35	RIP29
PRIMED FIRE DOORS	
1981 686 45	RIP23FD30
1981 762 45	RIP26FD30
1981 838 45	RIP29FD30



NEW RIPPLE GLAZED
Textured effect, Flush beading,
Clear safety glass

Height/Width/ Thickness mm	Product Code
PRIMED	
1981 686 35	RIP23G
1981 762 35	RIP26G
1981 838 35	RIP29G



QUATTRO
Smooth

Height/Width/ Thickness mm	Product Code
PRIMED	
1981 610 35	QUA20
1981 686 35	QUA23
1981 762 35	QUA26
1981 838 35	QUA29
PRIMED FIRE DOORS	
1981 686 44	QUA23FD30
1981 762 44	QUA26FD30
1981 838 44	QUA29FD30



QUATTRO GLAZED
Smooth, Flush beading,
Clear safety glass

Height/Width/ Thickness mm	Product Code
PRIMED	
1981 686 35	QUA4L23
1981 762 35	QUA4L26
1981 838 35	QUA4L29



DECCA
Grained, Clear safety glass with
etched lines, Flush beading

Height/Width/ Thickness mm	Product Code
PRIMED	
1981 686 35	DEC23
1981 762 35	DEC26
1981 838 35	DEC29



COTTAGE 1 LIGHT
Grained, Clear safety glass with
etched lines, Flush beading

Height/Width/ Thickness mm	Product Code
PRIMED	
1981 686 35	MCOT51L23
1981 762 35	MCOT51L26
1981 838 35	MCOT51L29



COTTAGE 5
Grained

Height/Width/ Thickness mm	Product Code
PRIMED	
1981 610 35	MCOT520
1981 686 35	MCOT523
1981 762 35	MCOT526
1981 838 35	MCOT529
PRIMED FIRE DOORS	
1981 686 44	MCOT523FD30
1981 762 44	MCOT526FD30
1981 838 44	MCOT529FD30



CAPRICE
Grained

Height/Width/ Thickness mm	Product Code
PRIMED	
1981 610 35	CAP20
1981 686 35	CAP23
1981 762 35	CAP26
1981 838 35	CAP29
2040 726 40	CAP726
2040 826 40	CAP826
PRIMED FIRE DOORS	
1981 762 44	CAP26FD30
1981 838 44	CAP29FD30
2040 726 44	CAP726FD30
2040 826 44	CAP826FD30



ANDORRA
Grained, Etched safety glass
Flush beading

Height/Width/ Thickness mm	Product Code
PRIMED	
1981 686 35	CAPAND23
1981 762 35	CAPAND26
1981 838 35	CAPAND29

White Moulded
continues overleaf





DECIMA
Grained
Clear bevelled safety glass

Height/Width/ Thickness mm	Product Code
1981 686 35	CCAPDEC23
1981 762 35	CCAPDEC26
1981 838 35	CCAPDEC29

Brushed chrome caming
glazing cassettes.



FARO
Grained, Clear safety glass
Flush beading

Height/Width/ Thickness mm	Product Code
1981 686 35	CAPFAR23
1981 762 35	CAPFAR26
1981 838 35	CAPFAR29

PRIMED FIRE DOOR (see below)

1981 762 44	CAPFAR26FD30
1981 838 44	CAPFAR29FD30



FARO FD30
Grained, clear
etched fire glass,
Raised beading



CANTERBURY BI-FOLD**
Grained

Height/Width/ Thickness mm	Product Code
1981 610 35	CANBF20
1981 762 35	CANBF26



COLONIST BI-FOLD**
Grained

Height/Width/ Thickness mm	Product Code
1981 762 35	COLBF26
1981 914 35	COLBF30



CANTERBURY
Grained or Smooth

Height/Width/ Thickness mm	Product Code
1981 457 35	CAN16*
1981 533 35	CAN19*
1981 610 35	CAN20
1981 686 35	CAN23
1981 711 35	CAN24
1981 762 35	CAN26
1981 838 35	CAN29
2032 813 35	CAN28
2040 526 40	CAN526
2040 626 40	CAN626
2040 726 40	CAN726
2040 826 40	CAN826

PRIMED GRAINED FIRE DOORS

1981 610 44	CANHH20
1981 686 44	CANHH23
1981 762 44	CANHH26
1981 838 44	CANHH29
2032 813 44	CANHH28
2040 726 44	CANHH726
2040 826 44	CANHH826
2040 926 44	CANHH926

PRIMED SMOOTH

1981 610 35	SMCAN20
1981 686 35	SMCAN23
1981 762 35	SMCAN26
1981 838 35	SMCAN29

PRIMED SMOOTH FIRE DOORS

1981 610 44	SMCANHH20
1981 686 44	SMCANHH23
1981 762 44	SMCANHH26
1981 838 44	SMCANHH29
2032 813 44	SMCANHH28

*2 Panel



COLONIST
Grained or Smooth

Height/Width/ Thickness mm	Product Code
1981 381 35	COL13**
1981 457 35	COL16**
1981 533 35	COL19**
1981 610 35	COL20
1981 686 35	COL23
1981 711 35	COL24
1981 762 35	COL26
1981 838 35	COL29
2032 813 35	COL28
2040 526 40	COL526
2040 626 40	COL626
2040 726 40	COL726
2040 826 40	COL826

PRIMED GRAINED FIRE DOORS

1981 610 44	COLHH20
1981 686 44	COLHH23
1981 762 44	COLHH26
1981 838 44	COLHH29
2032 813 44	COLHH28
2040 726 44	COLHH726
2040 826 44	COLHH826
2040 926 44	COLHH926

PRIMED SMOOTH

1981 457 35	SMCOL16**
1981 533 35	SMCOL19**
1981 610 35	SMCOL20
1981 686 35	SMCOL23
1981 762 35	SMCOL26
1981 838 35	SMCOL29
2032 813 35	SMCOL28

PRIMED SMOOTH FIRE DOORS

1981 686 44	SMCOLHH23
1981 762 44	SMCOLHH26
1981 838 44	SMCOLHH29
2032 813 44	SMCOLHH28

**3 Panel



CLASSIQUE
Grained

Height/Width/ Thickness mm	Product Code
1981 533 35	CLA19
1981 610 35	CLA20
1981 686 35	CLA23
1981 711 35	CLA24
1981 762 35	CLA26
1981 838 35	CLA29
2032 813 35	CLA28
2040 726 40	CLA726
2040 826 40	CLA826

PRIMED FIRE DOORS

1981 686 44	CLAAH23
1981 762 44	CLAAH26
1981 838 44	CLAAH29



CLASSIQUE BI-FOLD**
Grained

Height/Width/ Thickness mm	Product Code
1981 610 35	CLABF20
1981 762 35	CLABF26

**Please note that the door opening sizes are listed and that the actual bi-folds supplied are slightly smaller to accommodate tracking.



CLASSIQUE 6 LT
Grained, Clear safety glass
Flush beading

Height/Width/ Thickness mm	Product Code
1981 686 35	CLAGLS23
1981 762 35	CLAGLS26
1981 838 35	CLAGLS29
2032 813 35	CLAGLS28

PRIMED PAIRS

1981 1220 35	CLAGLSPR40
--------------	------------



CLASSIQUE 6 LT PAIRS




EDWARDIAN
Grained

Height/Width/ Thickness mm	Product Code
1981 533 35	ED19
1981 610 35	ED20
1981 686 35	ED23
1981 762 35	ED26
1981 838 35	ED29
2032 813 35	ED28

PRIMED FIRE DOORS

1981 762 44	EDHH26
1981 838 44	EDHH29
2032 813 44	EDHH28



EDWARDIAN 2 LT
Grained, Etched safety glass
Flush beading

Height/Width/ Thickness mm	Product Code
1981 686 35	EDGLS23
1981 762 35	EDGLS26
1981 838 35	EDGLS29



CANTERBURY 2 LT FD30
Grained, clear fire glass
Raised beading

Height/Width/ Thickness mm	Product Code
1981 762 44	CANGL26FD30
1981 838 44	CANGL29FD30



CANTERBURY 2 LT
Grained with etched safety glass
or Smooth with clear safety
glass, Flush beading

Height/Width/ Thickness mm	Product Code
1981 686 35	CANGL23
1981 762 35	CANGL26
1981 838 35	CANGL29
2032 813 35	CANGL28
2040 726 40	CANGL726

PRIMED SMOOTH - CLEAR

1981 686 35	SMCANGLC23
1981 762 35	SMCANGLC26
1981 838 35	SMCANGLC29



CANTERBURY GLAZED BI-FOLD**
Grained, Etched safety glass
Flush beading

Height/Width/ Thickness mm	Product Code
1981 762 35	CANBFGLT26

White Moulded Bi-fold doors are easy to install into existing frames, supplied ready hinged with pivots, brackets and a sliding track.

Door Furniture



Stylish Latch Packs – the perfect partner for your JB Kind doors

Enjoy the convenience of a JB Kind latch pack, supplied with everything that you need to fit your door in one box.

More choice – we've introduced three new lever handle designs for 2016, perfect additions to our stylish collection of door furniture.

Each pair of handles comes with a smartlatch, a choice of keeps and three quality stainless steel ball bearing hinges. The time saving advantage of a smartlatch is a real plus point, as less cutting out of the door is required. Privacy latch packs are also available, perfect for locking bathroom doors safely and securely. The revolutionary push button lever handle and privacy smartlatch, means that there is no requirement to purchase or fit a separate bathroom lock.

SMARTLATCH


PUSH BUTTON PRIVACY

The Smartlatch is a new innovative latch that can be quickly installed in less than 5 minutes, saving tradesmen up to 25 minutes per door.

Smartlatch: Fit in under five minutes



- Step one:** Using a 25mm drill bit, bore out to 75mm in depth.
- Step two:** Using the same bit, drill the hole for the spindle.
- Step three:** Then simply insert the latch.



Privacy latch packs with revolutionary push button, available in all handle styles



With a 10 year parts and mechanism guarantee, the premium stainless steel and zinc diecast construction provides that all important peace of mind.

Please note: the hinges provided in our latch packs are not suitable for use with fire doors. Fire door hinges are available separately, call 01283 554197 for details.




Latch Pack = x2 + x3 +



NEW ROLLER
Polished and satin chrome finish

STANDARD LATCH PACK	PRIVACY LATCH PACK
IROLLP	IROLPP



NEW BLADE
Satin chrome finish

STANDARD LATCH PACK	PRIVACY LATCH PACK
IBLALP	IBLAPP



NEW WAVE
Polished chrome finish

STANDARD LATCH PACK	PRIVACY LATCH PACK
IWAVLP	IWAVPP



DRIFT
Polished chrome and satin nickel finish

STANDARD LATCH PACK	PRIVACY LATCH PACK
IDRILP	IDRIPP



CURL
Polished chrome and satin nickel finish

STANDARD LATCH PACK	PRIVACY LATCH PACK
ICURLP	ICURPP



TUBE
Satin chrome finish

STANDARD LATCH PACK	PRIVACY LATCH PACK
ITUBLP	ITUBPP

Internal Accessories

Oak Door Linings, Architraves and Skirtings – Boxed Sets

Constructed with a solid engineered core for added stability and faced with oak veneer. Each set is sufficient for most standard door sizes, available both varnished and unvarnished.



LININGS

Size (mm)	Varnished	Unvarnished
30 x 108	ODL108V	ODL108
30 x 133	ODL133V	ODL133

Each pack is sufficient for a single door

Contents per box:

2 pieces 2100mm - Jambs

1 piece 1050mm - Head

Stops - 12 x 45mm, 2 pieces 2100mm, 1 piece 1050mm



ARCHITRAVES

Size (mm)	Varnished	Unvarnished
18 x 69	OARC69V	OARC69

Each pack is sufficient for both sides of one door

Contents per box:

4 pieces 2200mm

2 pieces 1200mm lengths



SKIRTING

Size (mm)	Varnished	Unvarnished
18 x 144	OSK144V	OSK144

Contents per box:

4 pieces 3000mm lengths

Modern Architrave

The perfect complement for your doors. Veneered on MDF and supplied with sufficient lengths to fit both sides of most standard internal door sizes.



MODERN ARCHITRAVE

Size (mm)	Varnished	Unvarnished
-----------	-----------	-------------

ARCHITRAVES

[box quantity for 2 sides single leaf]

	OCLRA70V	OCLRA70
--	-----------------	----------------

Contents per box:

4 pieces 2200mm - Jambs 70 x 20mm

2 pieces 1100mm - Heads 70 x 10mm

Sovereign Sets

The ultimate embellishment for enhancing oak or painted internal doors in both unfinished and prefinished oak, veneered on MDF.



Each box contains sufficient for one side of a door and includes 2 jambs, 1 head, 2 corner blocks and 2 plinth blocks.

We offer two different head sizes to suit both single leaves and pairs.

Pair Maker

Oak style T-section pair maker, available for both standard and metric width doors.

PAIR MAKER

Size (mm)	Product Code
-----------	--------------

UNVARNISHED

2100mm **OPRMAKER37** (to suit 35mm door)

2100mm **OPRMAKER42** (to suit 40mm door)



External Accessories




Weatherboards

A weatherboard is an essential requirement wherever doors are exposed to rainfall.

OAK WEATHERBOARD

Size (mm)	Timber	Product Code
915	Oak	WB029



DOOR FRAMES



MULLION

Great value external door frame kits, manufactured using solid oak (unfinished). Laminated construction for extra stability and material economy without losing authenticity.

Lengths supplied are sufficient for most standard door sizes, including a version for pair or sidelight configurations (ODF9457W). A separate boxed mullion is available where a rebate both sides is required for sidelights (OML9468). All components require cutting to size.

Draught strips are included, reversible open in or out. Suitable for use externally but it is essential that complete shelter from direct rain and hot sunshine is provided if appearance and performance is to be maintained. Full treatment with a quality external wood finish is required.

Size (mm)	Product Code
-----------	--------------

94 x 57 single leaf frame **ODF9457**

Contents per box:

2 pieces 2100mm,

1 piece 1050mm, Jambs and Head (including draught strip)

1 piece 1050mm, 132mm x 28mm Cill,

1 piece 1050mm, 17mm x 24mm Cill Converter

94 x 57 double leaf frame **ODF9457W**

Contents per box:

3 pieces 2100mm, Jambs and Head (including draught strip)

1 piece 2100mm, 132mm x 28mm Cill,

1 piece 2100mm, 17mm x 24mm Cill Converter

94 x 68 mullion **OML9468**

Contents per box:

1 piece 2100mm Mullion (including draught strip)

Glossary of Terms

ARCHITRAVE: A decorative moulding that surrounds the door, and bridges the gap between the edge of the frame and the wall.

APERTURE: An opening in a door where glass would be fitted.

BEADING: The mouldings that surround a panel in a solid door, or a pane of glass in a door.

BESPOKE DOORS: Doors that are tailor-made to meet individual requirements. Choosing an alternative to the stock doors from the brochure allows clients to request special sizes and alternative designs to match their specific needs.

BI-FOLD: These are doors that fold together as they open to save space, using a tracking system that enables the door to slide into position. Bi-folds are particularly suitable for smaller spaces and can also be installed as a pair to create a room divider.

CERTIFIRE: An independent, audited process to ensure that Fire Doors are manufactured to specific standards.

CORE CONSTRUCTION: The internal composition of a door.

DOOR PAIRS: Two doors installed adjacent to each other and modelled to form a pair of doors, creating double the size of opening of an individual door.

FD30 FIRE DOORS: Doors that have been tested by an accredited test house to ensure that they are able to resist the passage of fire for more than 30 minutes. Likewise, FD60 fire doors will last at least 60 minutes.

FINISH: The surface of the door. Doors can be supplied finished, (usually with a clear lacquer or paint), or unfinished/natural (where you are able to apply your own finish).

FLAT PANEL: This is a panel on a door which is not

raised, bevelled or profiled.

FRAME: The timber components (e.g. linings and casings) that are fitted within a wall opening to which a door is fixed.

FSC®: The Forest Stewardship Council is an independent organisation that promotes the responsible management of forests worldwide. The FSC standard is recognised globally.

HANDING: Predominantly referring to door pairs, it describes which door in the pair opens first. E.g. RHA (right hand away) or LHA (left hand away)

INLAY: A decorative strip, design or pattern which is embedded into the face of the door. Typically the inlay is made of a complementary material or alternative colour to the door, like a veneer or coloured plastic, and it is flush with the door's surface.

INSERT: Similar to an inlay but usually slightly thicker and it may not be flush with the door's face (front of the door).

LATCH PACKS: These packs contain everything you need to fit your door including handles, hinges and a latch mechanism.

LIGHT: This refers to an individual pane of glass within a door e.g. a '2 light' door has two panes of glass.

LININGS/CASINGS: Another name for an internal door frame.

LIPPINGS: These create the door edge and can be reduced slightly in size to fit a specific door opening, without exposing the inner core of the door. Solid lippings (as long as they are large enough) allow the edges of doors to be modelled to form rebated pairs.

MULLION: This is required when fitting an external door with a sidelight.

For a more detailed glossary visit www.jbkind.com

PAIR MAKER: A timber moulding that is shaped to fit on a door edge to easily create a door pair.

POCKET DOOR SYSTEM: This is a sliding door system that is built into the wall, so that the door disappears on opening completely into the pocket. A popular, contemporary door solution that is ideal for properties with limited space.

PRIMED: Doors that have been prepared with an undercoat ready for a top coat finish.

REBATING: This makes doors into a pair, by machining a groove into the edges of two doors, creating a partial overlap where the doors meet.

SAFETY GLASS: Glass that is treated so that, should it break, it does not create sharp shards. All of JB Kind's pre-glazed doors comply with building regulations and meet European standards.

SEMI-SOLID CORE: The centre of the door is part solid and part cellular components.

SIDELIGHT: A panel which is usually fixed at the side of a hinged door. A sidelight is normally a narrow panel of glass set alongside a larger door.

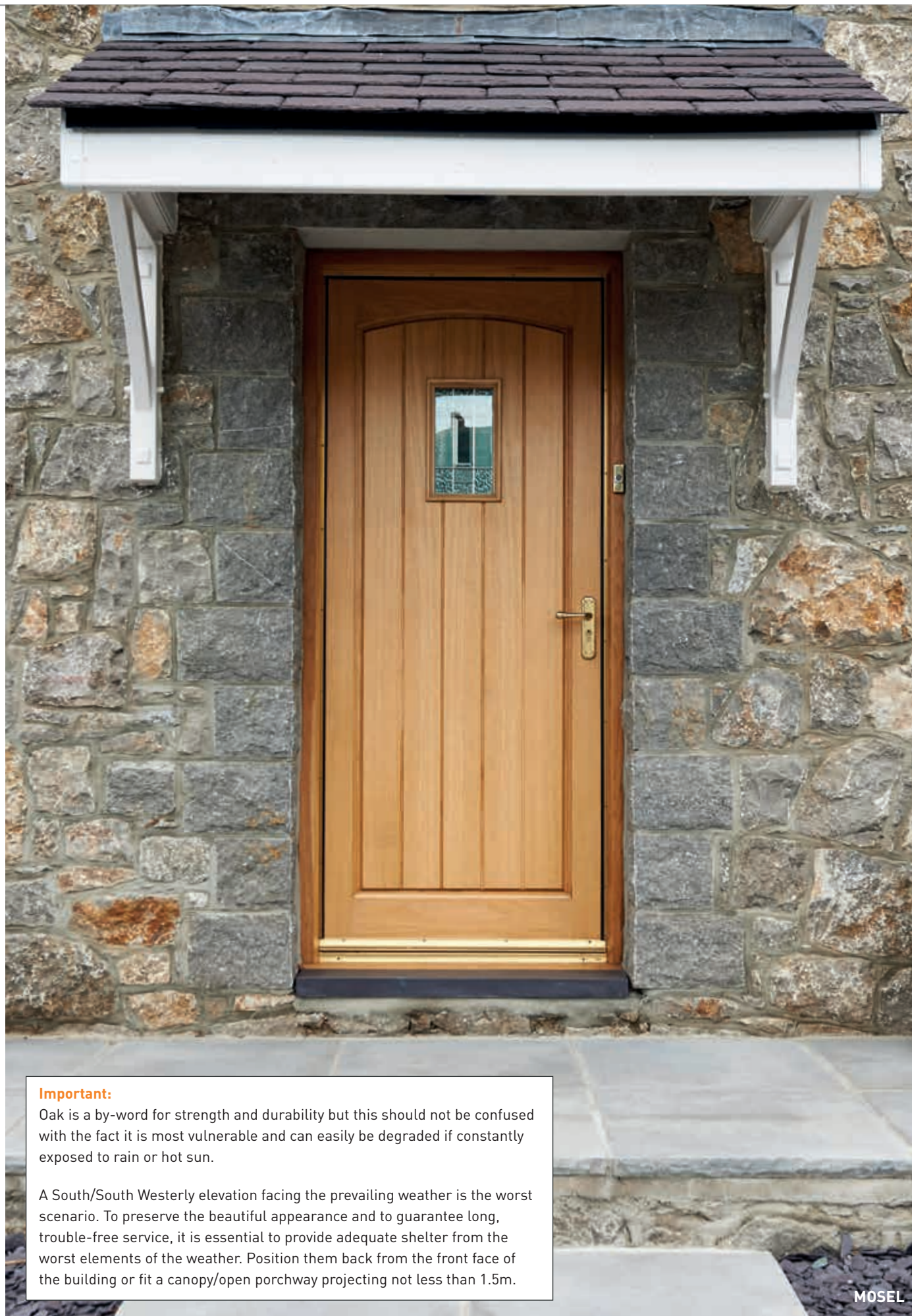
SOLID CORE: A heavy and solid centre to a door, it is normally made from wood-based timber components.

STANDARD CORE: Standard core doors have a cellular structure inside the door. This means that the door is lighter in weight than solid or semi-solid core doors and is well suited to domestic use.

STILE: This refers to the side of the door. Specific terms are hanging stile (hinge side), leading stile (side that opens into a room) and meeting stile (door pairs).

VEENEER: A thin slice of timber used as a decorative material on the visible face of the door.

Therm-L Exterior



Important:

Oak is a by-word for strength and durability but this should not be confused with the fact it is most vulnerable and can easily be degraded if constantly exposed to rain or hot sun.

A South/South Westerly elevation facing the prevailing weather is the worst scenario. To preserve the beautiful appearance and to guarantee long, trouble-free service, it is essential to provide adequate shelter from the worst elements of the weather. Position them back from the front face of the building or fit a canopy/open porchway projecting not less than 1.5m.

MOSEL



- Oak faced external doors
- Part 'L' compliant
- Prepared ready to finish
- Solid core construction

First impressions count and by fitting an oak exterior door to your home, you will certainly be adding style and distinction.

The beautiful real oak facings of our Therm-L range are prepared ready for your preferred varnish finish. Constructed with a solid composite core that incorporates insulating properties, the doors are compliant to Part 'L' of the building regulations - meeting the thermal 'U' (1.8w/m2k) value criteria for new build.

Supplied fitted with insulated glazing units that truly enhance the beauty of the doors. To achieve full thermal insulation properties, the glazed panels have an external face marked upon each door. For this reason, when glass panels are offset, it is necessary to specify left or right as viewed from outside.

Matching sidelights can be reduced from 2057 to 1981mm and 457 to 356mm to fit, if secured in framing. Please note that they are not designed for use as opening doors.



LOIRE
Shown as right hand
(State hand required)
'U' Value 1.7
Clear bevelled safety glass

Height/Width/ Thickness mm	Product Code
1981 838 44	OTLOI29L-L
1981 838 44	OTLOI29L-R



ALSACE
Shown as left hand
(State hand required)
'U' Value 1.7
Clear bevelled safety glass

Height/Width/ Thickness mm	Product Code
1981 762 44	OTALS26L-L
1981 762 44	OTALS26L-R
1981 838 44	OTALS29L-L
1981 838 44	OTALS29L-R



COGNAC
'U' Value 1.5

Height/Width/ Thickness mm	Product Code
1981 838 44	OTCOG29



RHONE SIDELIGHT
'U' Value 1.9
Clear bevelled safety glass

Height/Width/ Thickness mm	Product Code
2057 457 44	OTRH016

BORDEAUX
'U' Value 1.6
Clear bevelled safety glass

Height/Width/ Thickness mm	Product Code
1981 762 44	OTBOR26
1981 838 44	OTBOR29
2032 813 44	OTBOR28

All images are shown finished for illustrative purposes only.

Timber veneers are a natural material and variations in the colour and graining should be expected. Colours depicted are representative only.

Therm-L Exterior continues overleaf



BURGUNDY AND PIEDMONT SIDELIGHT



LOIRE

All images are shown finished for illustrative purposes only.

Timber veneers are a natural material and variations in the colour and graining should be expected. Colours depicted are representative only.



Important:
Oak is a by-word for strength and durability but this should not be confused with the fact it is most vulnerable and can easily be degraded if constantly exposed to rain or hot sun.

A South/South Westerly elevation facing the prevailing weather is the worst scenario. To preserve the beautiful appearance and to guarantee long, trouble-free service, it is essential to provide adequate shelter from the worst elements of the weather. Position them back from the front face of the building or fit a canopy/open porchway projecting not less than 1.5m.



ULLSWATER
'U' Value 1.7

Height/Width/ Thickness mm	Product Code
UNFINISHED	
1981 838 44	OULL29



WINDERMERE
'U' Value 1.7
Obscure sandblasted glass

Height/Width/ Thickness mm	Product Code
UNFINISHED	
1981 838 44	OWIN29



CONISTON
'U' Value 1.7
Obscure sandblasted glass

Height/Width/ Thickness mm	Product Code
UNFINISHED	
1981 838 44	OCON29



NORFOLK
'U' Value 1.5
Clear glass with black lead caming

Height/Width/ Thickness mm	Product Code
UNFINISHED	
1981 838 44	OTNOR29



BURGUNDY
'U' Value 1.7
Obscure and clear glass with zinc caming

Height/Width/ Thickness mm	Product Code
UNFINISHED	
1981 838 44	OTBUR29



MOSEL
'U' Value 1.5
Obscure and clear glass with zinc caming

Height/Width/ Thickness mm	Product Code
UNFINISHED	
1981 838 44	OTMOS29



PIEDMONT SIDELIGHT
'U' Value 1.9
Obscure and clear glass with zinc caming

Height/Width/ Thickness mm	Product Code
UNFINISHED	
2057 457 44	OTPIE16



RIOJA
'U' Value 1.7
Obscure and clear glass with zinc caming

Height/Width/ Thickness mm	Product Code
UNFINISHED	
1981 838 44	OTRIO29

Essential Door Care & Maintenance Advice

The principal enemy of timber doors is excess exposure to moisture or dryness. Having left our custody, we have no control over the conditions to which they are subjected and to avoid any subsequent cause for disappointment, we strongly advise the following advice is heeded. If suitable care and treatment is not taken to prevent the free passage of moisture either into or out of the wooden door, stresses within timber may be released resulting in movement or distortions such as swelling, shrinking, warping, splitting, twisting or even discolouration. We are unable to accept any liability for any failings where they have arisen due to the free passage of moisture.

Storage

Upon receipt, check your doors carefully for condition and suitability, as claims made later may not be considered. Please store doors laid flat, fully supported off the floor with at least three full width bearers of the same dimension in a dry fully ventilated area, with protective packaging intact. Doors supplied unfinished should be thoroughly sealed on all faces and edges prior to the commencement of any joinery work, although first sizing them may be to advantage.

Wood finishes

There are numerous brands on the market and we fear many are formulated to achieve a low market price rather than quality. Be sure to select one to provide a lasting seal between component parts. Avoid the use of water based finishes, using only good quality solvent based finishes that have recognised sealing properties, ensuring that it is fit for purpose for the situation and conditions in which your door is to be fitted.

Follow the manufacturer's instructions carefully and we recommend keeping a copy of the claims made for the product in the event it fails to perform. It is vital all finishing systems are applied equally to both sides and edges at the same time. Rapid changes in ambient moisture are extremely detrimental especially when unbalanced.

Natural oils such as Danish oil, tung oil and linseed oil are not suitable for use with any of our products. These solutions are penetrating oils and are not suitable for use with veneered doors. The application of a base coat stain or

paint primer alone is not deemed to form a seal. Failures related to treatment will be assessed based on their application and the claims made by their manufacturer.

Installation

Check the door for suitability prior to commencing work. Claims made later may not be considered. When trimming doors, reduce them equally and not excessively from the top and bottom for height, to the hanging edge only for the width, if minimal, but equally with the meeting edge if a greater amount is necessary.

Recesses for hinges (3 No. 75mm internal, 3 No. 100mm external) and mortises for latch / locks etc. should be cut to the minimum recommended sizes. Panel door mortises should not be located at rail joints as this may significantly weaken them. On completion remove doors, taking off all ironmongery and treat every cut / untreated surface liberally with a number of coats of an appropriate treatment before finally refitting. Remember to pay particular attention to all edges of your door, particularly any exposed end grain where the propensity for the free passage of moisture is much greater.

Installation - Fire doors

When fitting our FD30 fire doors, please note that there are strict limitations about how much they can be trimmed and these must not be exceeded. Ironmongery used in the installation of fire doors must be strictly in accordance with the door's certification and appropriate for use with a fire door.

Internal door specific

We strongly advise against the installation of all types of timber doors into a building with recent plastered or screeded areas. Wet sites with enclosed unheated buildings represent extremely detrimental environments and must be thoroughly dry, without condensation, before doors are introduced. Even our pre-finished doors should not be exposed to inappropriate damp site conditions.

External door specific

Even in times past, it was never advisable or intended that timber entrance doors be fully exposed to the worst elements of our climate, even if well coated. A South / South Westerly



elevation is the worst direction for the prevailing weather and exposure to the hottest sun which can seriously degrade external doors.

We recommend they are set back from the front face of the building or covered by a canopy or porch way projecting not less than about 1.5m, regardless of elevation. Always fit with a suitable weatherboard regardless of frame cill type fitted, to prevent droplets of moisture hanging from the door bottom.

Future maintenance is most important to retain good appearance over many years and we recommend washing down with warm water and detergent every two to three years and re-coating.

Quality standards

All external and internal doors are supplied in accordance with BS EN 942:2007 "Timber in Joinery General Classification of Timber Quality", BS 5278:1976/EN25:1975 "Doors measurement of Dimensions and of Defects of Squareness of Door Leaves" and BS EN 951:1999 "Door leaves. Method for measurement of height, width, thickness and squareness".

Any claims against warranty relating to manufacture will be assessed strictly in accordance with the criteria contained within.

Any claims against warranty relating to storage, handling or installation of any of our doors will be assessed against guidelines contained within BS8000 part 5:1990 and British Standard Code of Practice CP151. JB Kind Terms and Conditions of Trading apply.

Safety Glass

To comply with building regulations all our pre-glazed doors meet the requirements of the European standards.

Variations

Wood is a natural material and variations in colour should be expected. Colours depicted are representative only and are reproduced as accurately as the printing process will allow. We reserve the right to make alterations or modify specifications without notice. Errors and omissions excepted.



Where to buy our doors

Our doors can be ordered from Builders Merchants and Door Retailer partners across the UK and buying your JB Kind doors is now even easier with our online **Supplier Locator**. Just go to www.jbkind.com and put in your postcode to find the closest retailer to you – we also tell you which outlets have JB Kind door displays so you can take the time to go and experience just how fabulous our doors really are!

If you already know exactly what you want and you like the ease of ordering online, then just pop onto the website and check out the buy online section with links to our approved **Online Partners** - then you're just a click away from receiving your dream doors.

Sometimes you'll need advice and we are always here to help. Just give us a call on **01283 554 197** or email info@jbkind.com.



Visit our Showroom



Located in Swadlincote, Derbyshire, you are invited to touch and feel our products at first hand – we're sure you'll be impressed. With over 70 doors on display, you can view doors from our standard stock ranges, as well as alternative designs that showcase our bespoke service.

Please call 01283 554197 to make an appointment. Alternatively, we have many partners throughout the UK with JB Kind doors on display, so please consult us for the closest to you or visit our online supplier locator.




www.jbkind.com

INSPIRATIONAL DOORS.
Undeniable value.

JB Kind Limited
Portal Place, Astron Business Park
Hearthcote Road, Swadlincote,
Derbyshire DE11 9DW
T: **01283 554197**
F: 01283 554182
E: info@jbkind.com

SCAN WITH YOUR
SMARTPHONE



Contact your local stockist

